

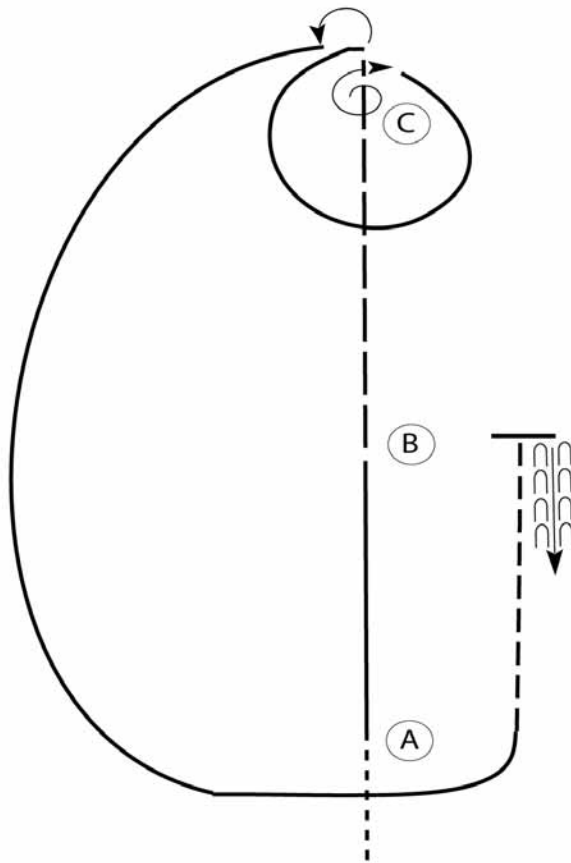
# 2010 Missoula County 4-H Horse Show

## Western Horsemanship (Level 6)

Show Date: July 31-August 1

w w w . H o r s e S h o w P a t t e r n s . c o m

w w w . H o r s e S h o w P a t t e r n s . c o m



Be ready before A.

1. Walk to A.
2. At A, lope on the left lead to B.
3. At B, extend the jog to past C.
4. Stop and perform a 450 degree turn to the right.
5. Lope a circle around C on the right lead.
6. Stop at C and perform a 180 degree turn to the left.
7. Lope a large fast half circle to and around A .
8. At A, jog to B.
9. Stop at B and back 4 approximately one horse length.

Walk	-----
Jog	- - - - -
Extended Jog	- - - - -
Lope	—————
Lead Change	
Back	
Marker	ⓑ

[WH/3-8]

Pattern Provided by:

Missoula County 4-H Horse Council

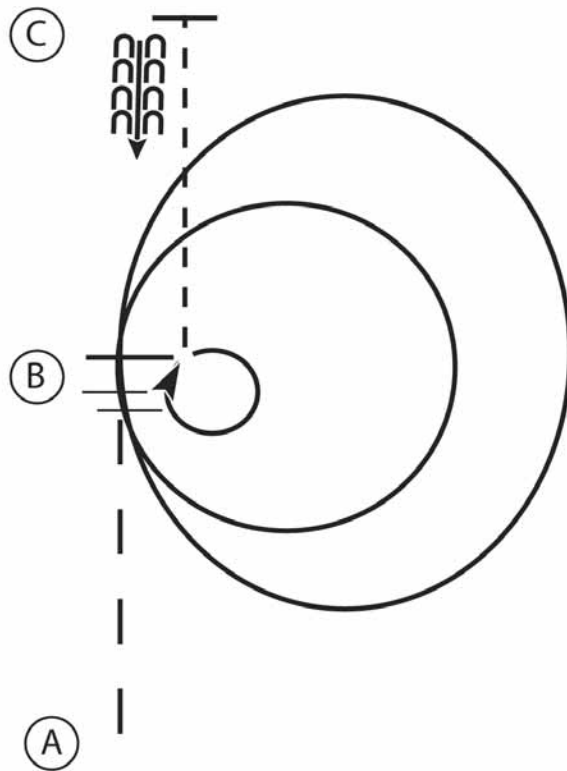
# 2010 Missoula County 4-H Horse Show

## Western Horsemanship (Level 6)

Show Date: July 31-August 1

w w w . H o r s e S h o w P a t t e r n s . c o m

w w w . H o r s e S h o w P a t t e r n s . c o m



1. Extend the jog A to B
2. At B lope a circle to the right on the left lead
3. At B change leads and continue with speed in a circle to the right
4. Stop at B and perform a 360 to the right
5. Jog B to C
6. Stop at C and back 4 steps

Walk	.....
Jog	-----
Extended Jog	-----
Lope	—————
Leg Yield	
Lead Change	↘
Back	←←←←
Marker	⊙ (B)
Sidepass	←←←←

[WH/3-14]

**Pattern Provided by:**

*Missoula County 4-H Horse Council*

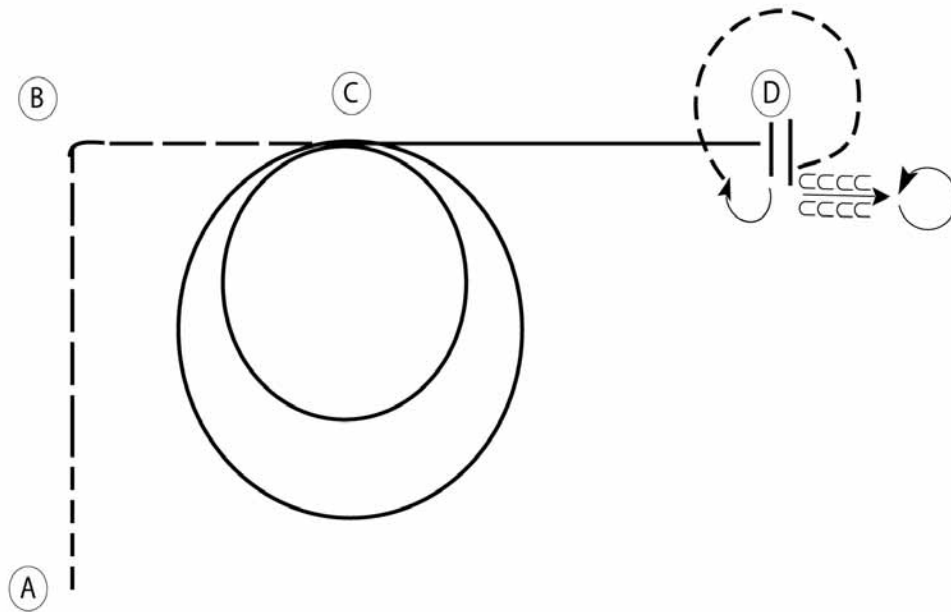
# 2010 Missoula County 4-H Horse Show

## Western Horsemanship (Level 6)

Show Date: July 31-August 1

w w w . H o r s e S h o w P a t t e r n s . c o m

w w w . H o r s e S h o w P a t t e r n s . c o m



Be ready at A.

1. Jog 2 strides from A.
2. Extend the jog to B around the square corner and to C.
3. Pick up the right lead and lope a small slow circle to the right.
4. Return to C and lope a larger circle with speed at C.
5. Continue on the right lead to D.
6. Stop at D. Turn 180 degrees to the right.
7. Jog a circle around D.
8. Stop at D and back approximately one horse length.
9. Turn 360 degrees to the left.
10. Follow the instructions of your ring steward.

Walk	-----
Jog	-----
Extended Jog	-----
Lope	—————
Leg Yield	
Lead Change	—/—
Back	←←←←←
Marker	ⓑ
Sidepass	←←←←←

[WH/3-5]

**Pattern Provided by:**

*Missoula County 4-H Horse Council*