

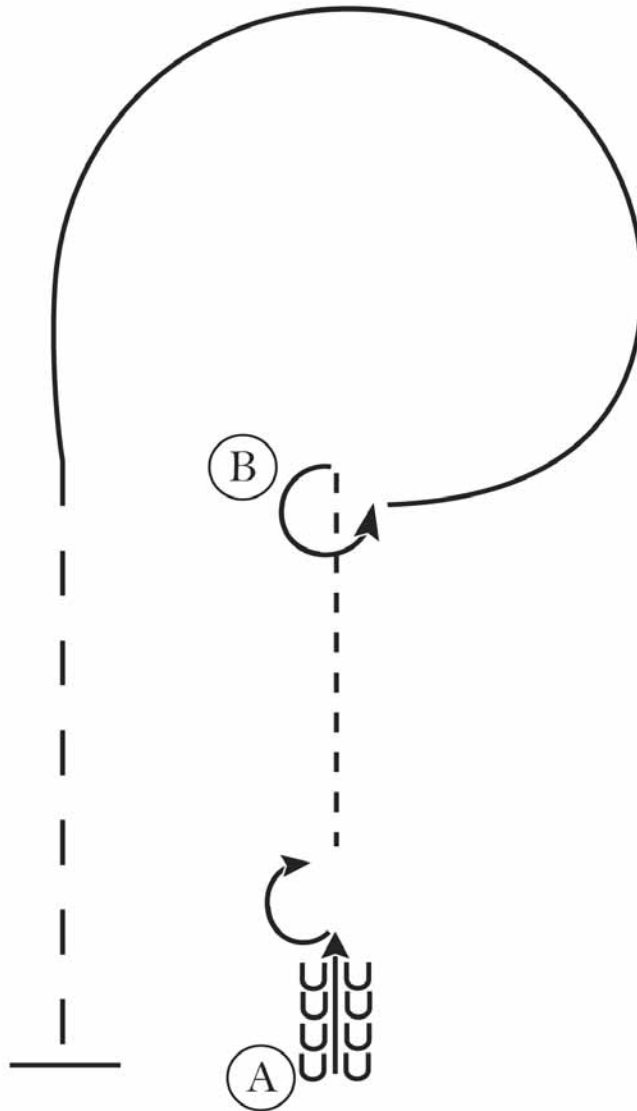
2010 Missoula County 4-H Horse Show

Western Horsemanship (Level 5)

Show Date: July 31-August 1

www.HorseShowPatterns.com

www.HorseShowPatterns.com



1. Back 4 steps at A.
2. Perform a 180 degree turn to the right.
3. Jog to B.
4. At B perform a 270 degree turn to the left .
5. Lope a circle around B on the left lead.
6. At B extend the jog to A.
7. At A stop.

Walk
Jog	-----
Extended Jog	-----
Lope	—————
Leg Yield	
Lead Change	↘
Back	← 3 3 3 3
Marker	Ⓚ
Sidepass	← - - - - ←

[WH/2-8]

Pattern Provided by:

Missoula County 4-H Horse Council

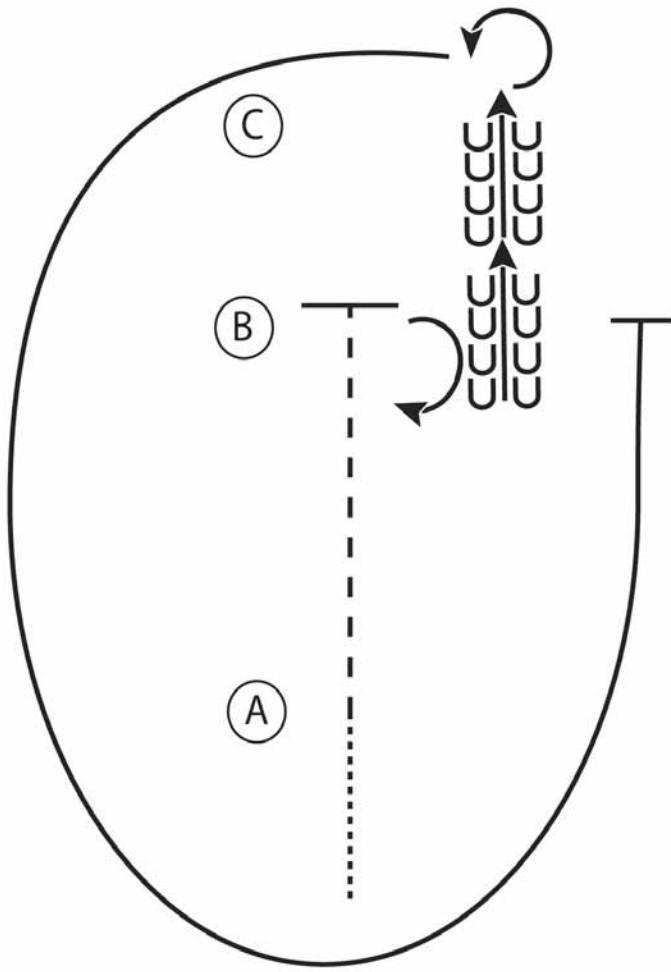
2010 Missoula County 4-H Horse Show

Western Horsemanship (Level 5)

Show Date: July 31-August 1

w w w . H o r s e S h o w P a t t e r n s . c o m

w w w . H o r s e S h o w P a t t e r n s . c o m



1. Walk to A
2. Jog A to B
3. Stop at B and perform a 180 degree turn to the right
4. Back to C
5. At C perform a 270 degree turn to the left
6. Lope a circle around A, returning to B
7. Stop at B

Walk
Jog	-----
Extended Jog	-----
Lope	—————
Leg Yield	
Lead Change	↘
Back	← C C C
Marker	ⓑ
Sidepass	← - - - ←

[WH/2-14]

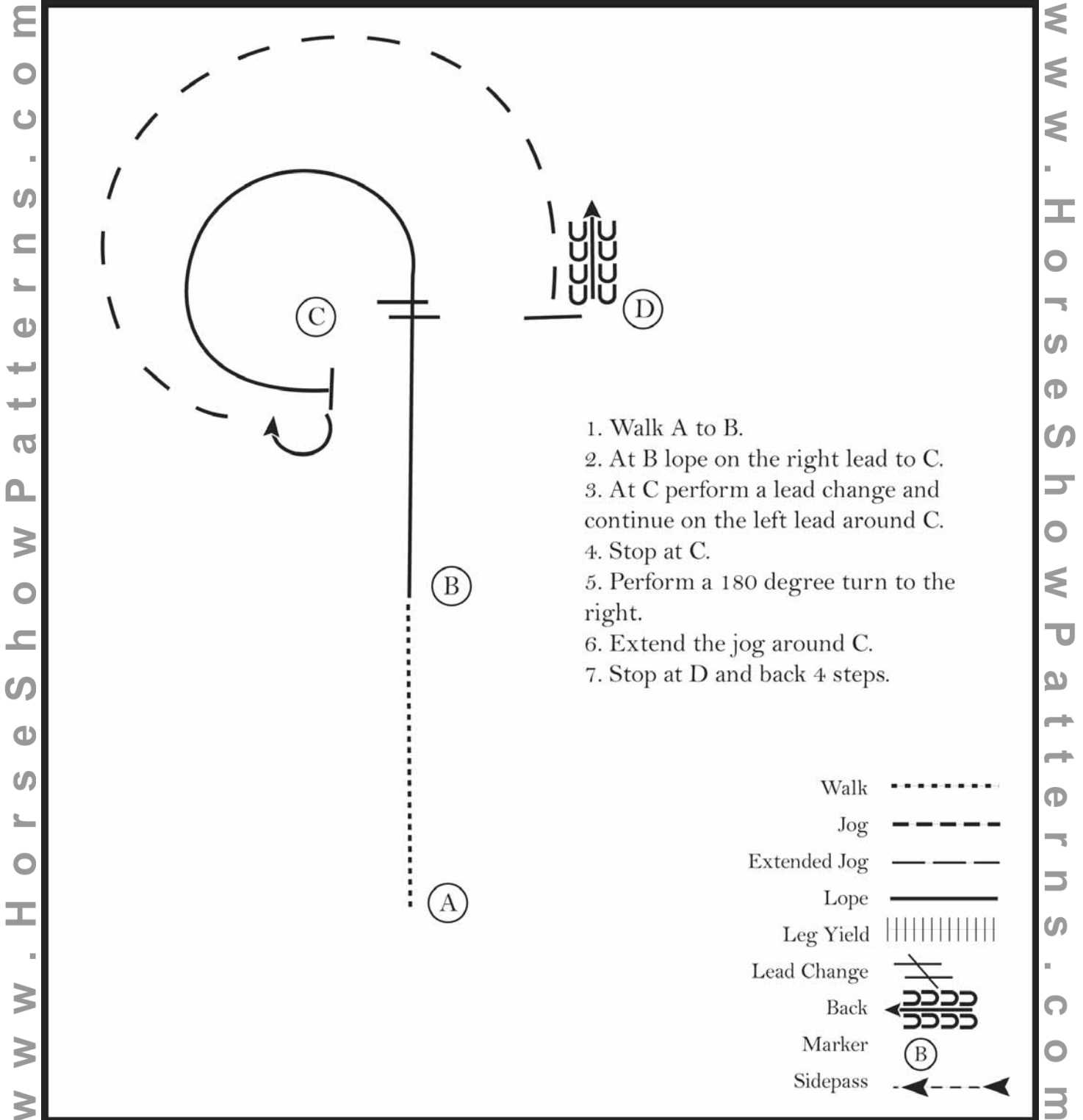
Pattern Provided by:

Missoula County 4-H Horse Council

2010 Missoula County 4-H Horse Show

Western Horsemanship (Level 5)

Show Date: July 31-August 1



1. Walk A to B.
2. At B lope on the right lead to C.
3. At C perform a lead change and continue on the left lead around C.
4. Stop at C.
5. Perform a 180 degree turn to the right.
6. Extend the jog around C.
7. Stop at D and back 4 steps.

Walk
Jog	-----
Extended Jog	-----
Lope	————
Leg Yield	
Lead Change	↘
Back	←←←←
Marker	⊙
Sidepass	←←←←

[WH/2-1]

Pattern Provided by:

Missoula County 4-H Horse Council