

2010 Missoula County 4-H Horse Show

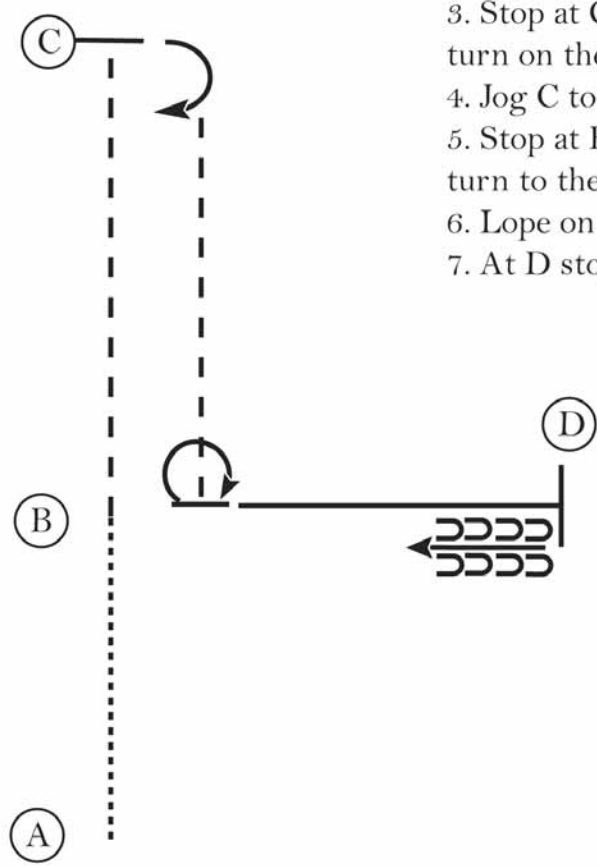
Western Horsemanship (Level 4)

Show Date: July 31-August 1

w w w . H o r s e S h o w P a t t e r n s . c o m

w w w . H o r s e S h o w P a t t e r n s . c o m

1. Walk A to B.
2. At B jog to C.
3. Stop at C and perform a 180 degree turn on the hindquarter to the right.
4. Jog C to B.
5. Stop at B and perform a 270 degree turn to the right on the hindquarter.
6. Lope on the left lead to D.
7. At D stop and back three steps.



Walk
Jog	-----
Extended Jog	-----
Lope	—————
Leg Yield	
Lead Change	↘
Back	←←←
Marker	(B)
Sidepass	←←←

[WH/1-13]

Pattern Provided by:

Missoula County 4-H Horse Council

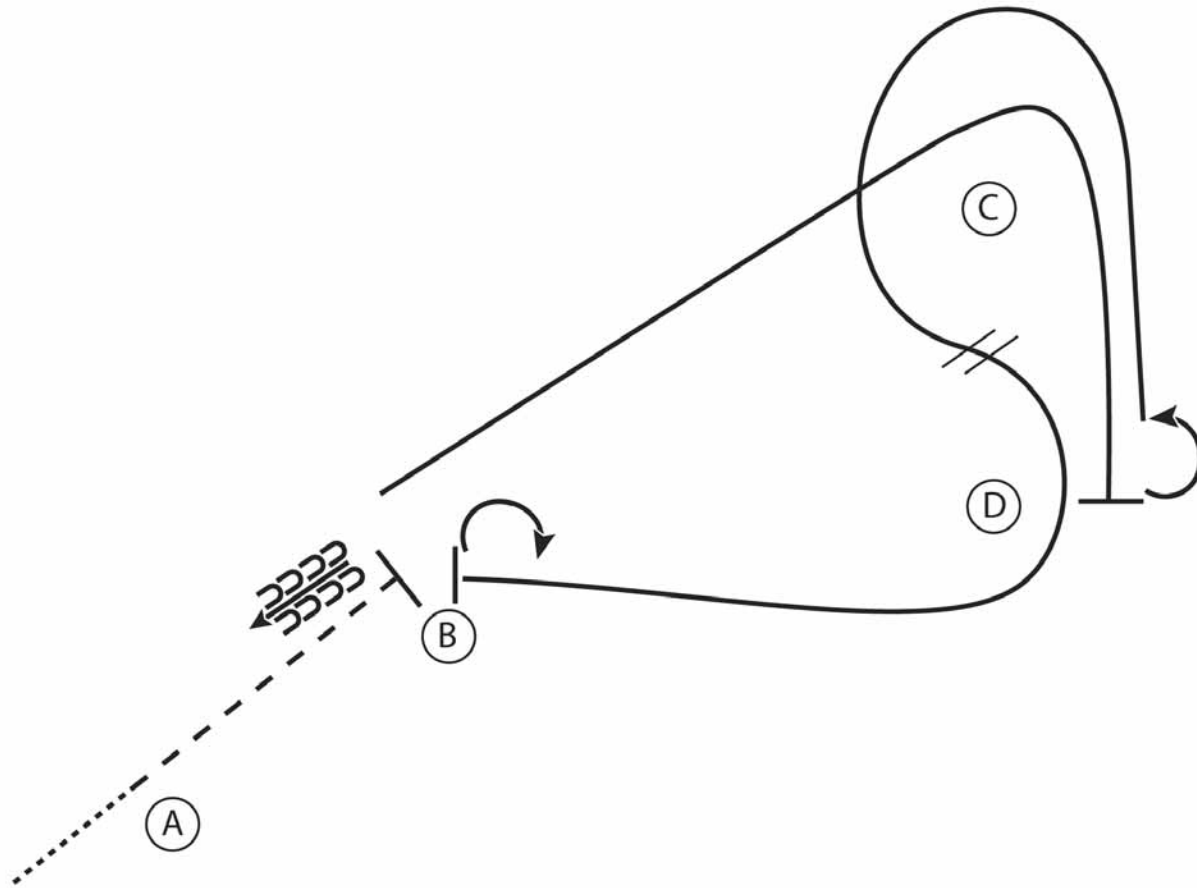
2010 Missoula County 4-H Horse Show

Western Horsemanship (Level 4)

Show Date: July 31-August 1

w w w . H o r s e S h o w P a t t e r n s . c o m

w w w . H o r s e S h o w P a t t e r n s . c o m



1. Walk to A
2. At A jog to B
3. Stop at B and back 4 steps
4. Lope on the right lead around C to D
5. Stop at D and perform a 180 degree turn to the left
6. Lope on the left lead around C, between C and D perform a lead change and continue around D to B
7. Stop at B and perform a 180 degree turn to the right

Walk
Jog	-----
Extended Jog	-----
Lope	—————
Leg Yield	
Lead Change	⚡
Back	←←←←←
Marker	Ⓚ
Sidepass	←←←←←

[WH/3-9]

Pattern Provided by:

Missoula County 4-H Horse Council

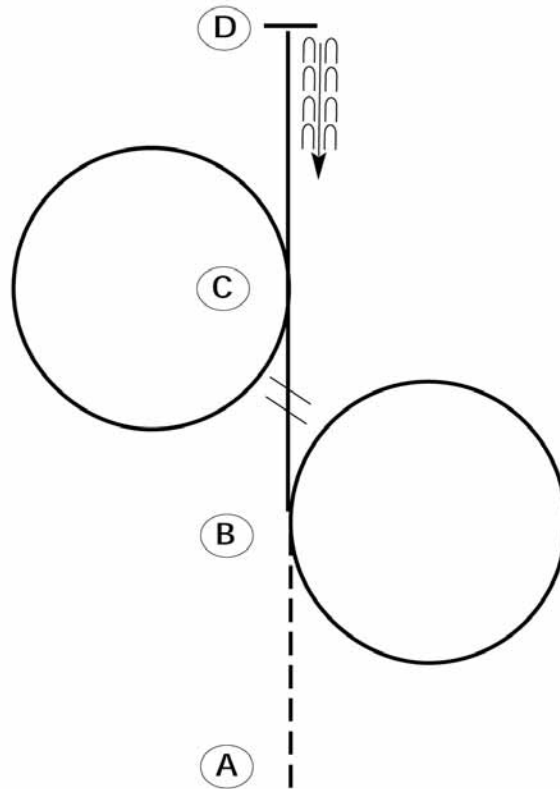
2010 Missoula County 4-H Horse Show

Western Horsemanship (Level 4)

Show Date: July 31-August 1

www.HorseShowPatterns.com

www.HorseShowPatterns.com



Be ready at A.

1. Jog from A to B.
2. Lope a circle to the right at B.
3. Change leads 1/2 way between B and C.
4. Lope a circle to the left at C.
5. Continue to lope to D.
6. Stop and D and back one horse length.

Retire to the rail or line up at a jog.

Walk	-----
Jog	-----
Extended Jog	-----
Lope	-----
Leg Yield	
Lead Change	-----
Back	←←←←←
Marker	(B)
Sidepass	←-----→

[WH/3-24]

Pattern Provided by:

Missoula County 4-H Horse Council