

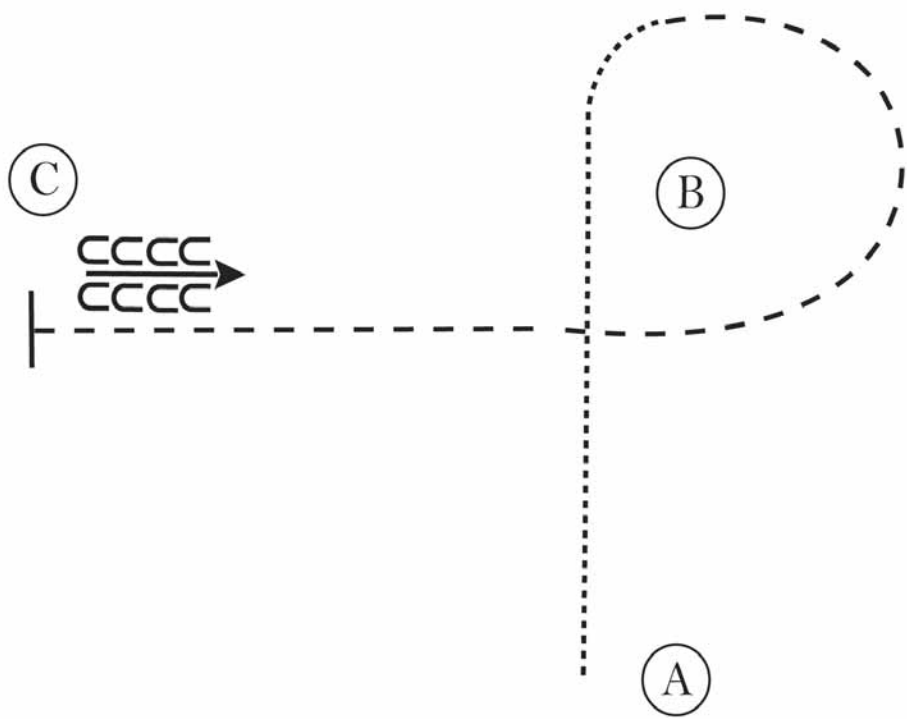
# 2010 Missoula County 4-H Horse Show

## Western Horsemanship (Level 1)

Show Date: July 31-August 1

www.HorseShowPatterns.com

www.HorseShowPatterns.com



1. Walk A to B
2. Jog a circle at B.
3. Continue the jog to C.
4. At C stop and back 4 steps.

Walk	.....
Jog	-----
Extended Jog	—————
Lope	—————
Leg Yield	
Lead Change	↘
Back	←←←←
Marker	(B)
Sidepass	←←←←

[WH/1-6]

Pattern Provided by:

Missoula County 4-H Horse Council

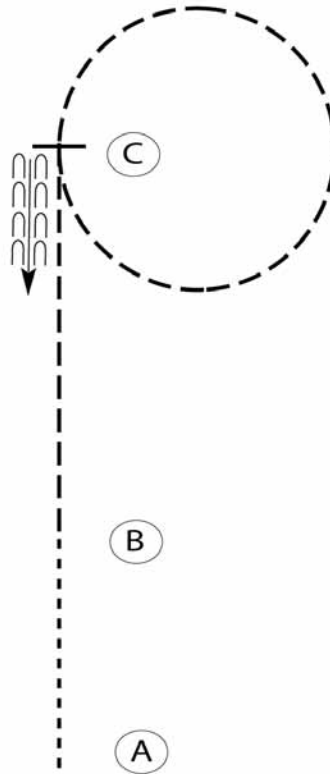
# 2010 Missoula County 4-H Horse Show

## Western Horsemanship (Level 1)

Show Date: July 31-August 1

w w w . H o r s e S h o w P a t t e r n s . c o m

w w w . H o r s e S h o w P a t t e r n s . c o m



Be ready at A.

1. Walk from A to B.
2. Jog from B to C.
3. Even with C, jog a circle to the right.
4. Stop at C and back one horse length

Retire to the rail or line up at a jog.

Walk	-----
Jog	- - - - -
Extended Jog	— — — —
Lope	—————
Leg Yield	
Lead Change	— / —
Back	← ← ← ← ←
Marker	⊙
Sidepass	← — — — — →

[WH/WT-20]

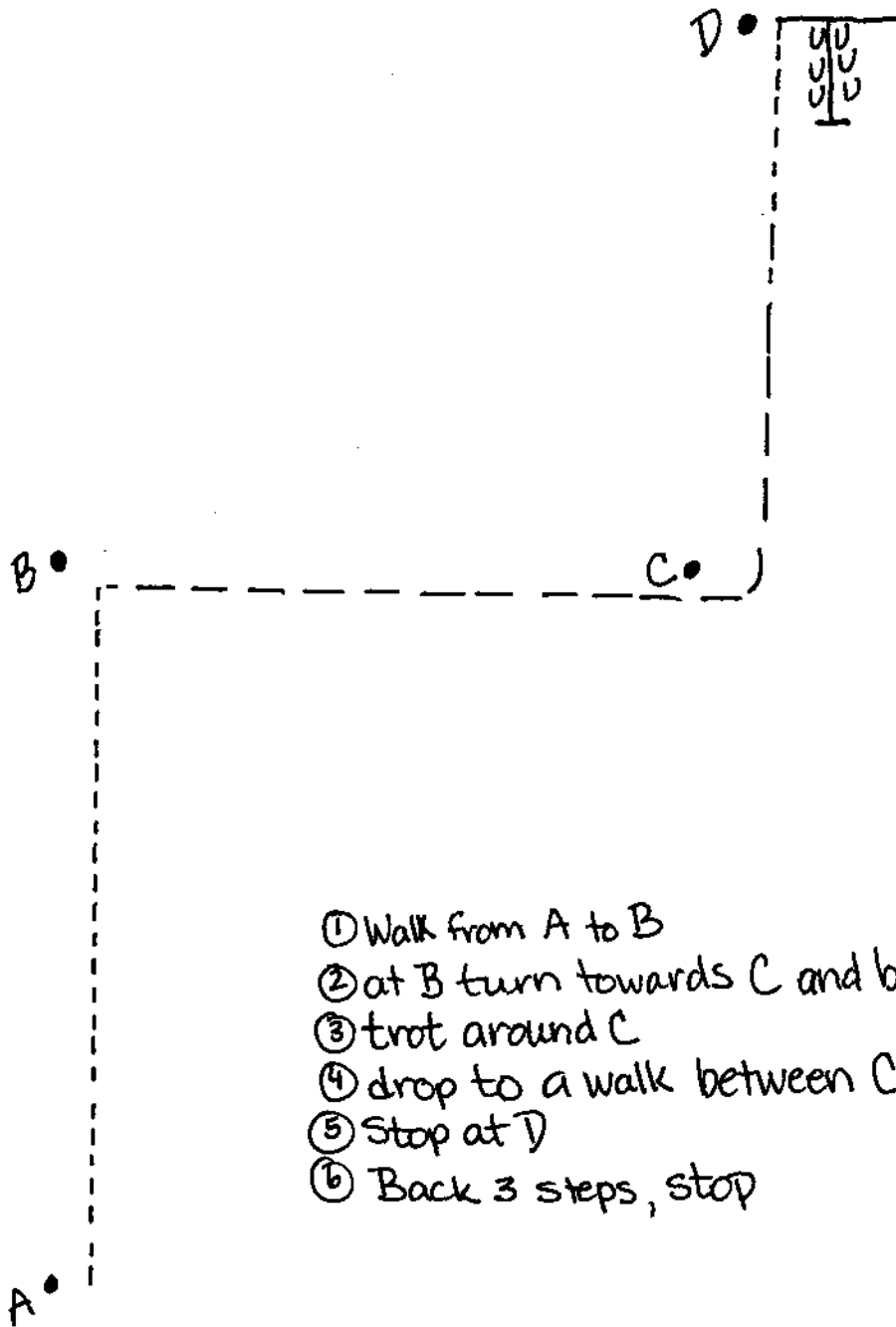
Pattern Provided by:

*Missoula County 4-H Horse Council*

# 2010 MISSOURIA COUNTY 4H HORSE SHOW

## Western Horsemanship Level 1

Show Date: July 31 - August 1



- ① Walk from A to B
- ② at B turn towards C and begin trot
- ③ trot around C
- ④ drop to a walk between C and D
- ⑤ Stop at D
- ⑥ Back 3 steps, stop