

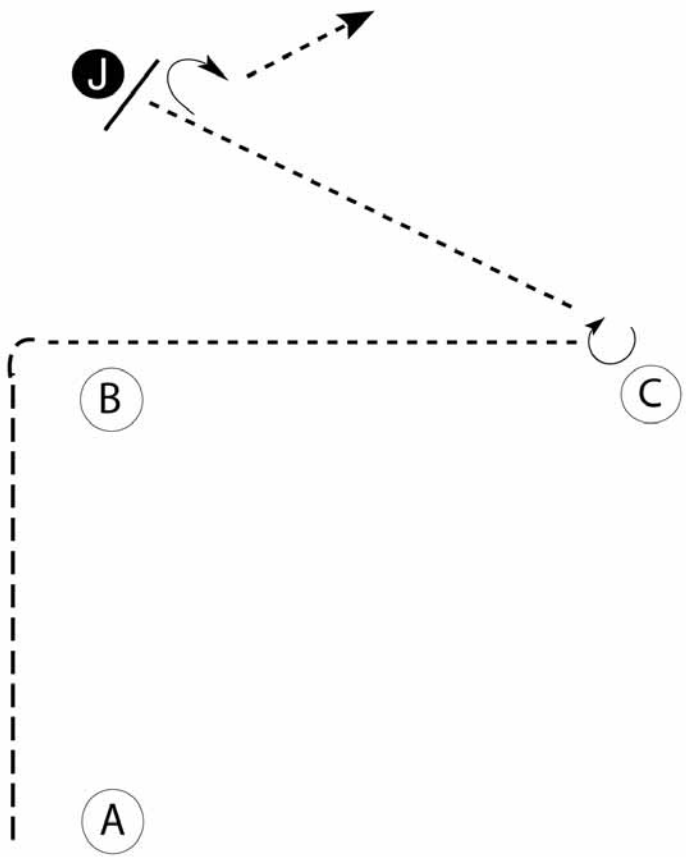
# 2010 Missoula County 4-H Horse Show

## Showmanship (Junior)

Show Date: July 31-August 1

w w w . H o r s e S h o w P a t t e r n s . c o m

w w w . H o r s e S h o w P a t t e r n s . c o m



- Be ready at A.
1. Trot to B.
  2. Walk to C.
  3. Stop at C.
  4. 5/8 turn at C.
  5. Walk to judge and set up for inspection.
  6. When dismissed 1/4 turn and walk off.

Walk	-----
Trot	- - - - -
Back	←
Marker	ⓑ
Judge	ⓐ

[S/WT-20]

Pattern Provided by:

*Missoula County 4-H Horse Council*

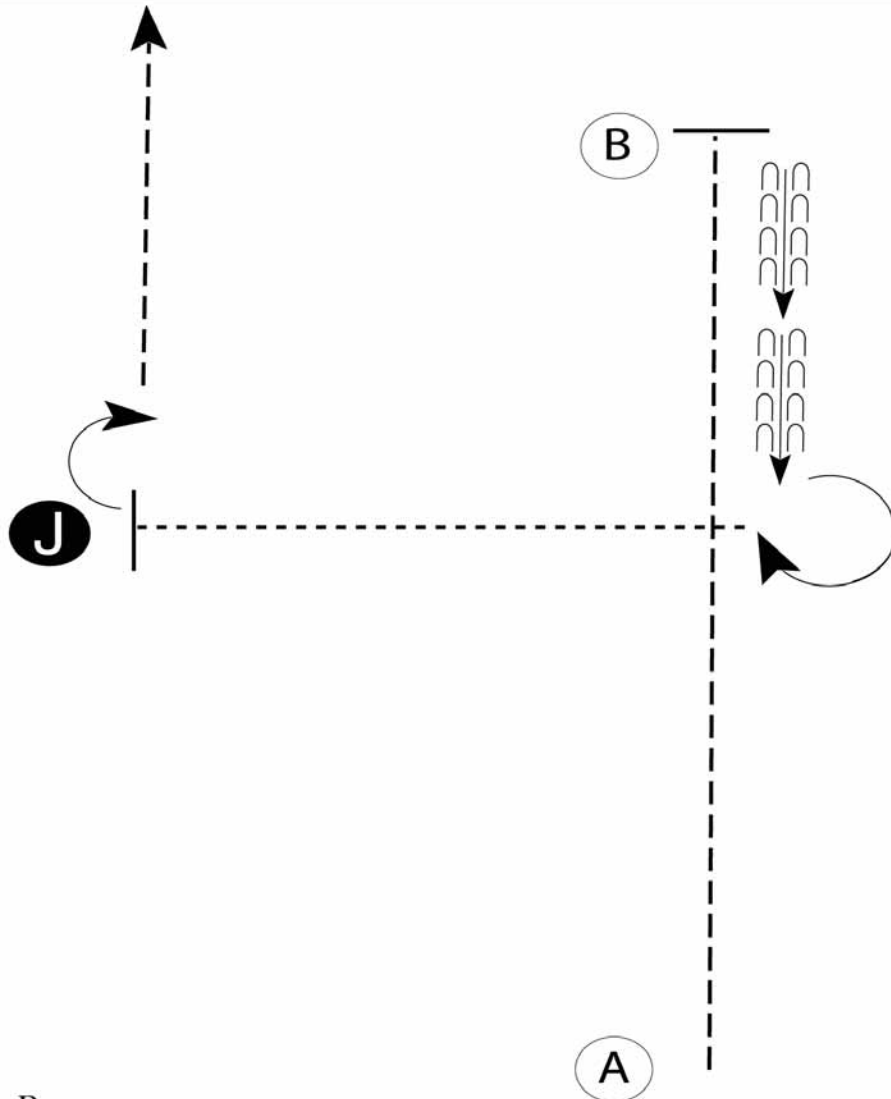
# 2010 Missoula County 4-H Horse Show

## Showmanship (Junior)

Show Date: July 31-August 1

w w w . H o r s e S h o w P a t t e r n s . c o m

w w w . H o r s e S h o w P a t t e r n s . c o m



1. Trot A to B.
2. Stop at B.
3. Back halfway to A.
4. Perform a 270 degree turn .
5. Walk to the judge, stop and set up for inspection.
6. When dismissed, perform a 90 degree turn and trot away from judge.

Walk	-----
Trot	- - - - -
Back	←
Marker	ⓑ
Judge	ⓐ

Follow the instructions of your ring steward.

[S/WT-1]

**Pattern Provided by:**

*Missoula County 4-H Horse Council*

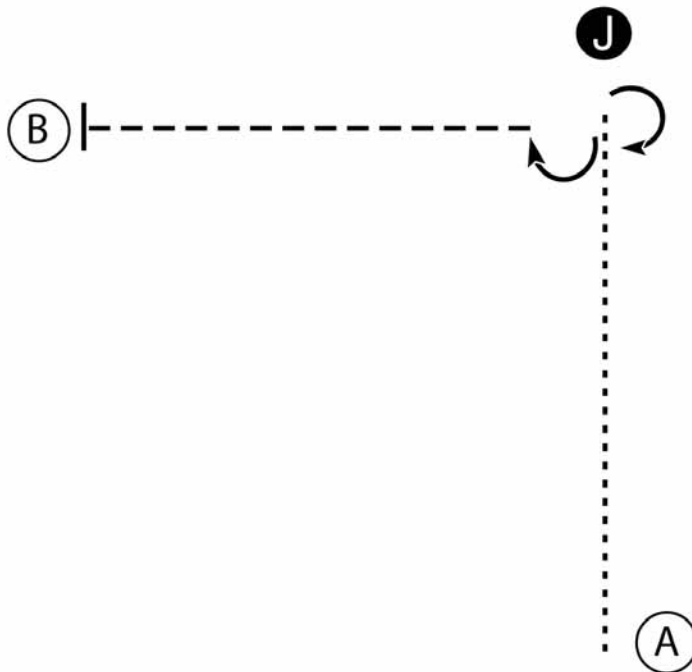
# 2010 Missoula County 4-H Horse Show

## Showmanship (Junior)

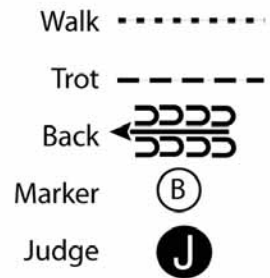
Show Date: July 31-August 1

w w w . H o r s e S h o w P a t t e r n s . c o m

w w w . H o r s e S h o w P a t t e r n s . c o m



1. Walk from A to the Judge.
2. Perform a 180 degree turn and set up for inspection.
3. When dismissed perform a 90 degree turn.
4. Trot straight to B.
5. Stop at B.



[S/1-6]

Pattern Provided by:

*Missoula County 4-H Horse Council*