

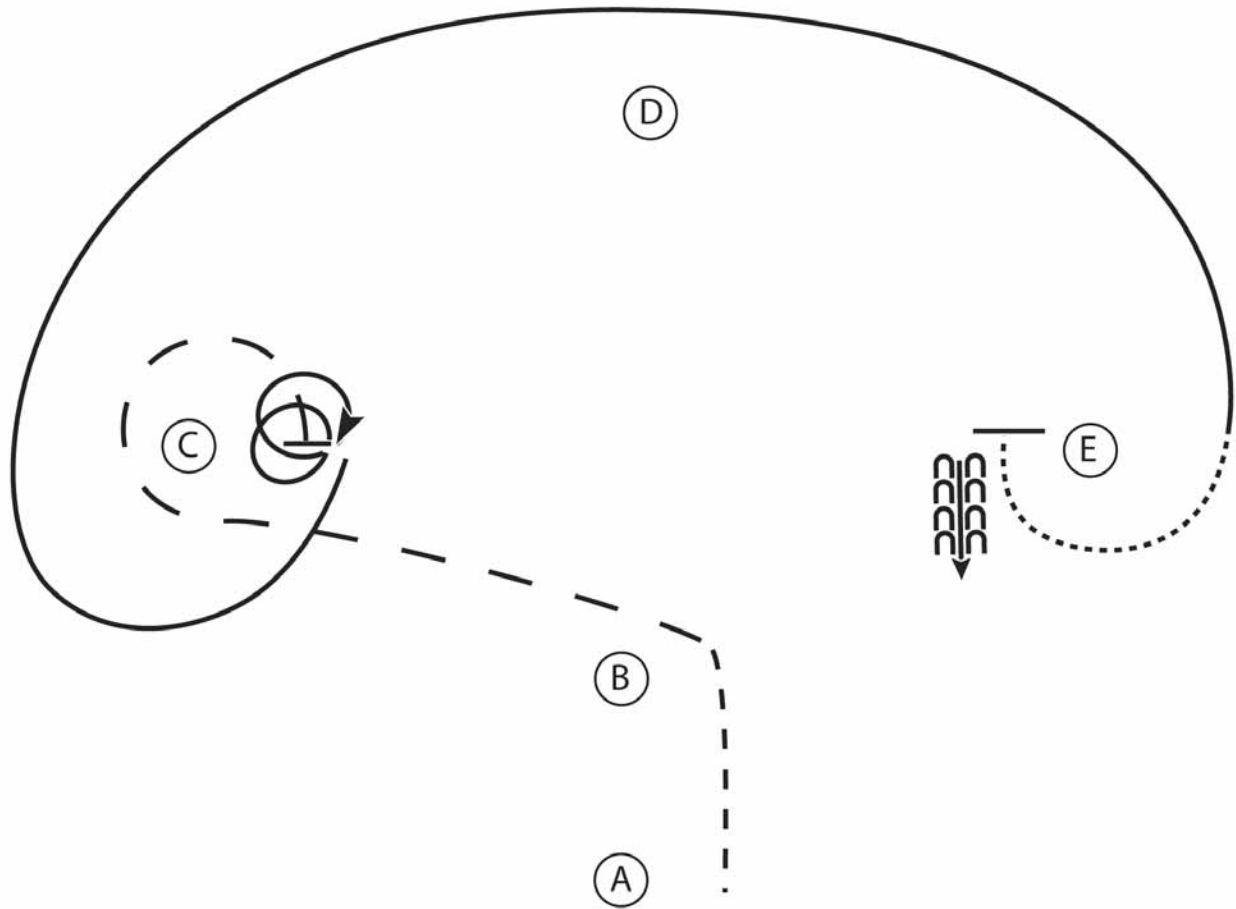
Missoula County 4-H Fair Horse Show

Green Horse (Level 4)

Show Date: July 31 & August 1

www.HorseShowPatterns.com

www.HorseShowPatterns.com



1. Jog A to B
2. Extend the jog to and around C
3. Stop at C and perform 2 360 degree spins to the right
4. Lope with speed to D
5. At D slow the lope and continue to E
6. At E walk, walk a circle around E
7. At E stop and back

Walk
Jog	-----
Extended Jog	-----
Lope	—————
Leg Yield	
Lead Change	↘
Back	←←←←
Marker	⊙ B
Sidepass	←←←←

[WH/3-2]

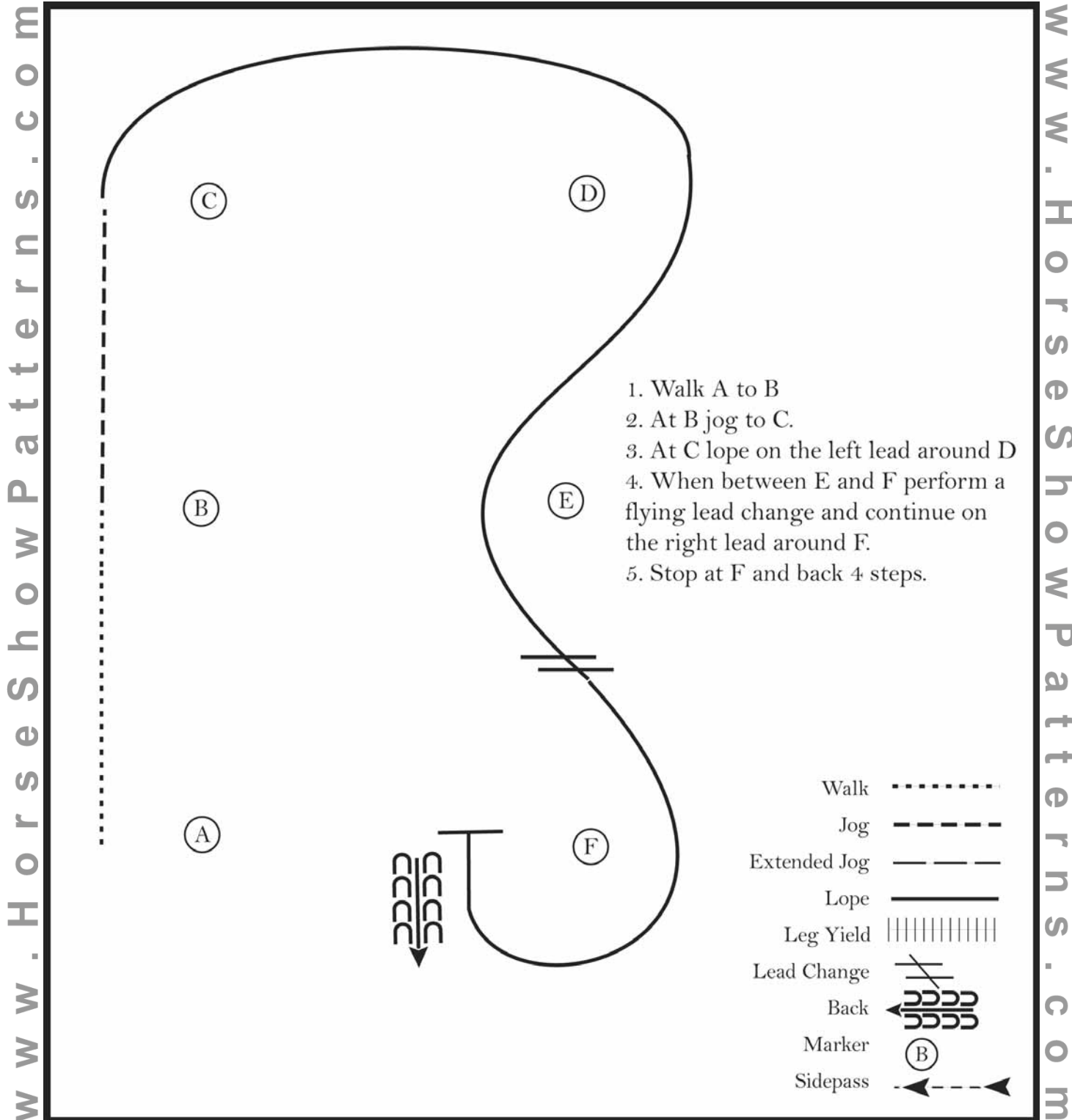
Pattern Provided by:

Missoula County 4-H Horse Council

Missoula County 4-H Fair Horse Show

Green Horse (Level 4)

Show Date: July 31 & August 1



1. Walk A to B
2. At B jog to C.
3. At C lope on the left lead around D
4. When between E and F perform a flying lead change and continue on the right lead around F.
5. Stop at F and back 4 steps.

[WH/2-2]

Pattern Provided by:

Missoula County 4-H Horse Council

Missoula County 4-H Fair Horse Show

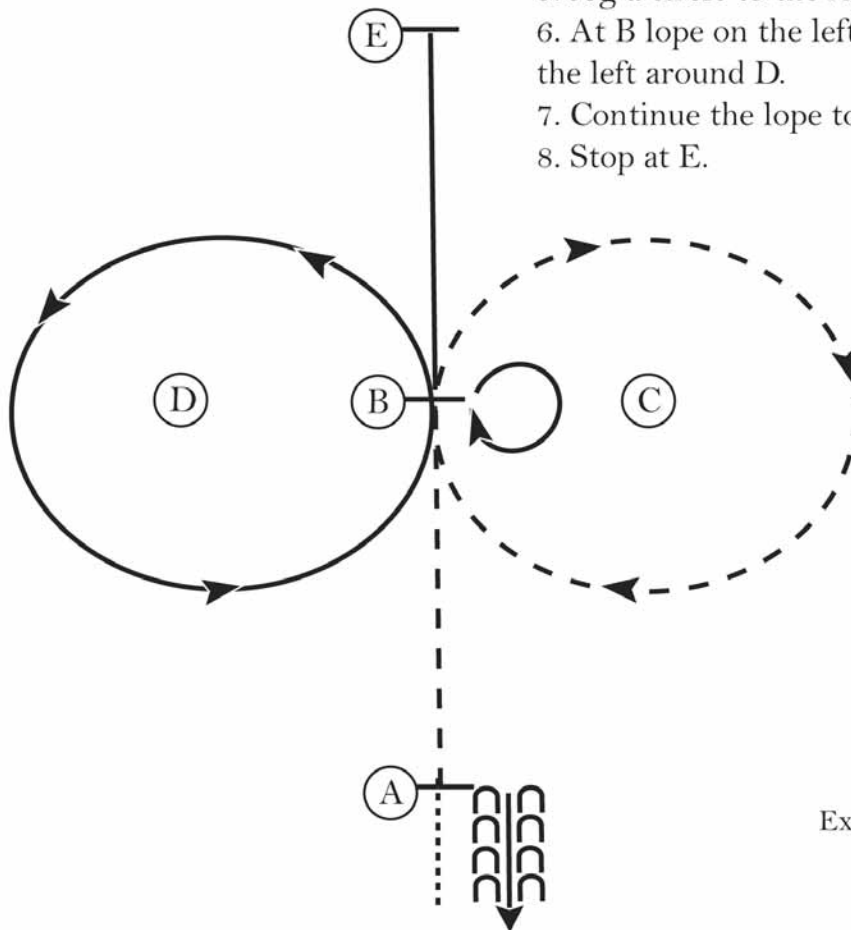
Green Horse (Level 4)

Show Date: July 31 & August 1

w w w . H o r s e S h o w P a t t e r n s . c o m

w w w . H o r s e S h o w P a t t e r n s . c o m

1. Walk to A.
2. At A stop and back 3 steps.
3. Jog A to B.
4. Stop at B and perform a 360 degree turn to the right.
5. Jog a circle to the right around C.
6. At B lope on the left lead, lope a circle to the left around D.
7. Continue the lope to E.
8. Stop at E.



Walk
Jog	-----
Extended Jog	-----
Lope	—————
Leg Yield	
Lead Change	↘
Back	← C C C C
Marker	⊙ B
Sidepass	← - - - - -

[WH/1-16]

Pattern Provided by:

Missoula County 4-H Horse Council