

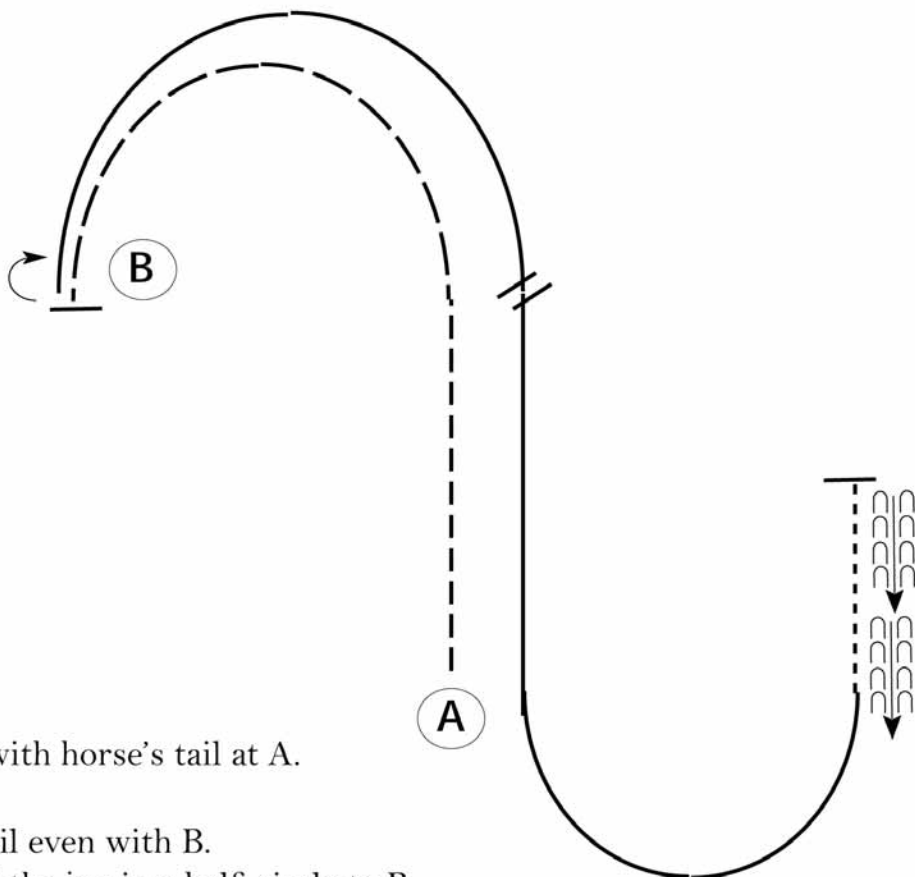
Missoula County 4-H Fair Horse Show

Green Horse (Level 3)

Show Date: July 31 & August 1

w w w . H o r s e S h o w P a t t e r n s . c o m

w w w . H o r s e S h o w P a t t e r n s . c o m



Be ready with horse's tail at A.

1. Jog until even with B.
2. Extend the jog in a half circle to B.
3. Stop and perform a 180 degree turn to right.
4. Lope on the right lead in a half circle until even with B.
5. Perform a simple lead change.
6. Lope on the left lead to A and in a half circle until even with A.
7. Walk approximately 2 horse lengths.
8. Stop and back approximately 2 horse lengths.

Walk	-----
Jog	- - - - -
Extended Jog	— — — —
Lope	
Lead Change	
Back	
Marker	(B)

Follow the instructions of your ring steward.

[WH/2-87]

Pattern Provided by:

Missoula County 4-H Horse Council

Missoula County 4-H Fair Horse Show

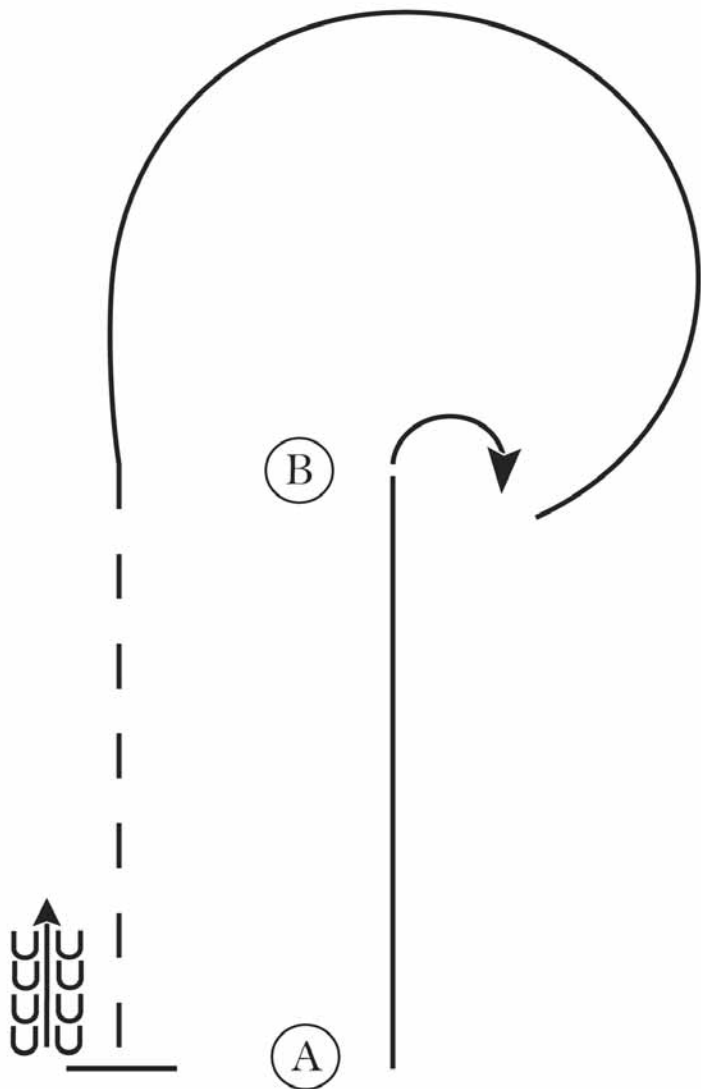
Green Horse (Level 3)

Show Date: July 31 & August 1

www.HorseShowPatterns.com

www.HorseShowPatterns.com

1. Lope on the right lead A to B.
2. At B perform a 90 degree turn to the right.
3. Lope a circle to B on the left lead.
4. At B extend the jog to A.
5. At A stop and Back 4 steps.



Walk
Jog	-----
Extended Jog	-----
Lope	—————
Leg Yield	
Lead Change	↘
Back	← C C C C
Marker	Ⓚ
Sidepass	← - - - - ←

[WH/2-7]

Pattern Provided by:

Missoula County 4-H Horse Council

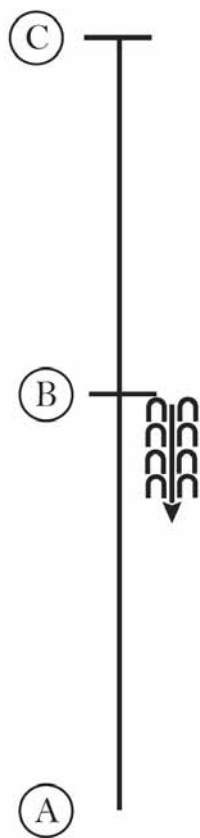
Missoula County 4-H Fair Horse Show

Green Horse (Level 3)

Show Date: July 31 & August 1

w w w . H o r s e S h o w P a t t e r n s . c o m

w w w . H o r s e S h o w P a t t e r n s . c o m



1. Lope on the right lead A to B
2. At B stop and back 4 steps
3. Lope on the left B to C
4. Stop at C and wait to be dismissed

Walk
Jog	-----
Extended Jog	-----
Lope	—————
Leg Yield	
Lead Change	↘
Back	← C C C C
Marker	⊙ B
Sidepass	← - - - - -

[WH/1-11]

Pattern Provided by:

Missoula County 4-H Horse Council