

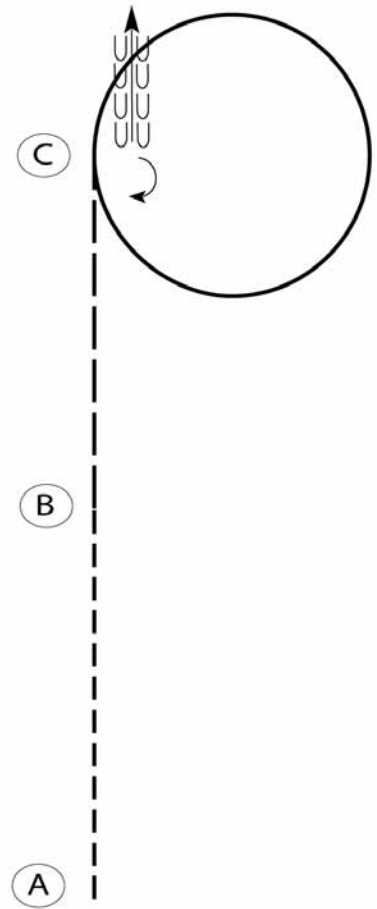
Missoula County 4-H Fair Horse Show

Green Horse (Level 2)

Show Date: July 31 & August 1

www.HorseShowPatterns.com

www.HorseShowPatterns.com



- Be ready at A.
1. Jog from A to B.
 2. Extend the jog to C.
 3. At C, lope a circle to the right
 4. Even with C, stop and do a 180 degree turn to the right.
 5. Back one horse length
 6. Retire to the rail or line up at a jog.

Walk	-----
Jog	- - - - -
Extended Jog	— — — —
Lope	—————
Leg Yield	
Lead Change	— / —
Back	← ← ← ← ←
Marker	(B)
Sidepass	← — — — — →

[WH/2-19]

Pattern Provided by:
Missoula County 4-H Horse Council

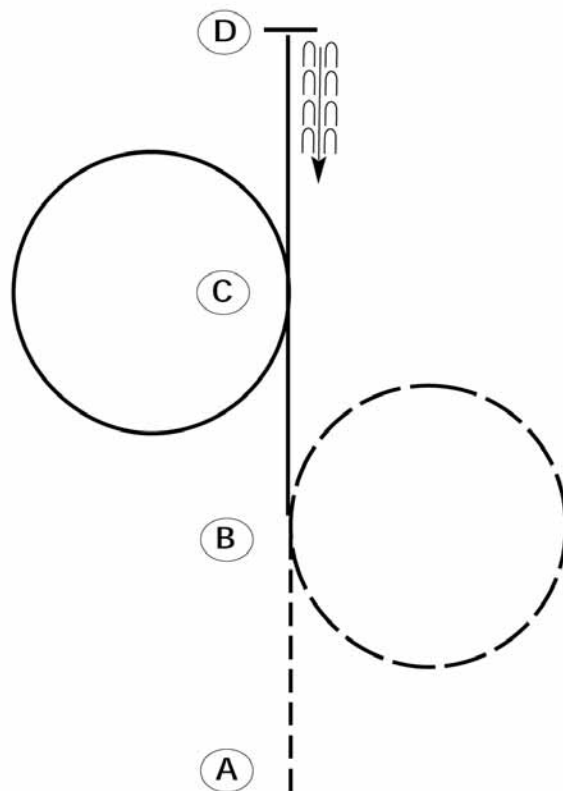
Missoula County 4-H Fair Horse Show

Green Horse (Level 2)

Show Date: July 31 & August 1

w w w . H o r s e S h o w P a t t e r n s . c o m

w w w . H o r s e S h o w P a t t e r n s . c o m



Be ready at A.

1. Jog from A to B.
2. Extend the jog in a circle to the right at B.
3. Lope on the left lead to C and circle to the left.
4. Continue to lope to D.
5. Stop at D and back one horse length.

Retire to the rail or line up at a jog.

Walk	-----
Jog	-----
Extended Jog	-----
Lope	—————
Leg Yield	
Lead Change	↘
Back	←←←←← ←←←←←
Marker	⊙
Sidepass	←-----→

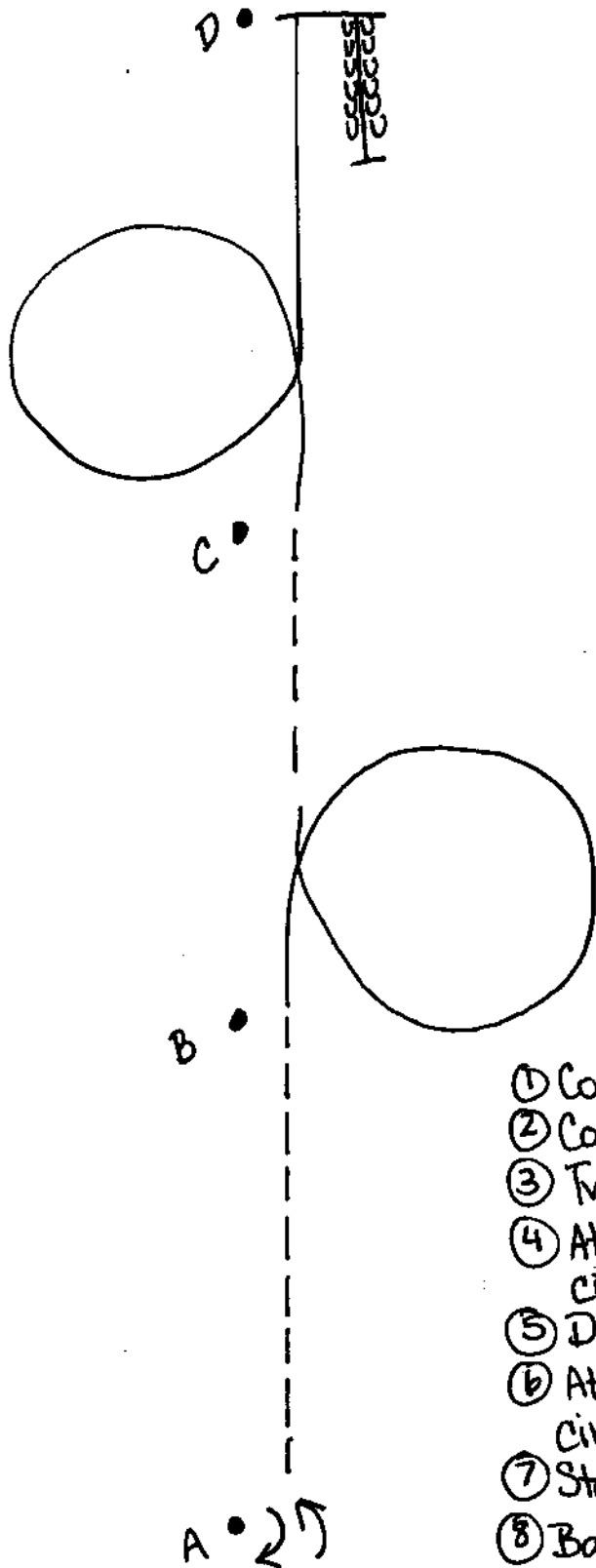
[WH/2-24]

Pattern Provided by:

Missoula County 4-H Horse Council

2010 MISSOULA COUNTY 4-H HORSE SHOW

Greenhorse Level II
Show Date: July 31 - August 1



- ① Complete 90° pivot to the right
- ② Complete 90° pivot to the left
- ③ Trot from A to B
- ④ At B, pick up lope and complete a circle to the right
- ⑤ Drop to a jog after completing circle
- ⑥ At C, pick up lope and complete a circle to the left
- ⑦ Stop at D
- ⑧ Back 6 steps