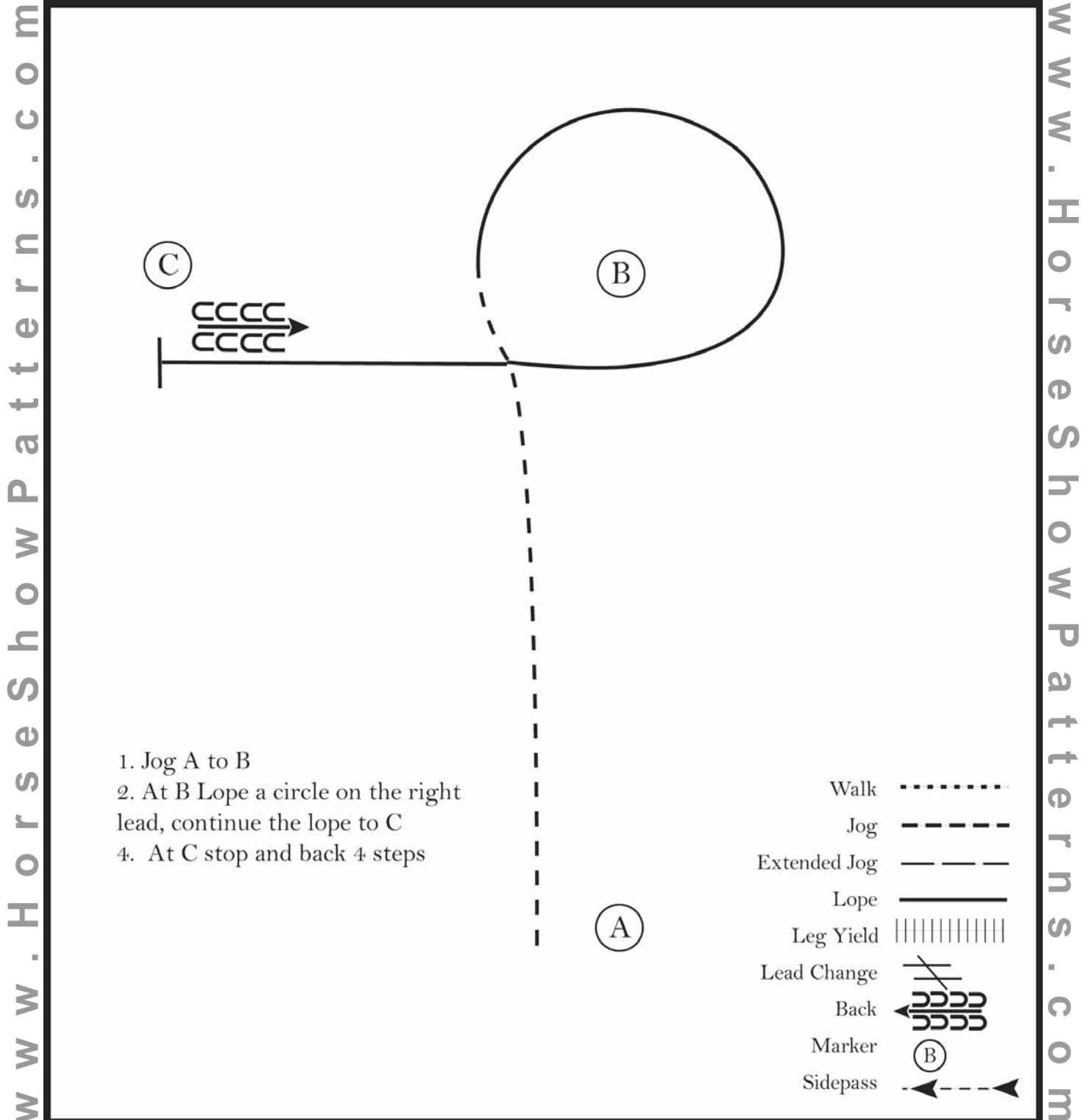


Missoula County 4-H Fair Horse Show

Green Horse (Level 1)

Show Date: July 31 & August 1



1. Jog A to B
2. At B Lope a circle on the right lead, continue the lope to C
4. At C stop and back 4 steps

- Walk|
- Jog - - - - -|
- Extended Jog - - - - -|
- Lope _____|
- Leg Yield |||||
- Lead Change / \
- Back ←|
- Marker (B)
- Sidepass - - - - -|

[WH/1-7]

Pattern Provided by:

Missoula County 4-H Horse Council

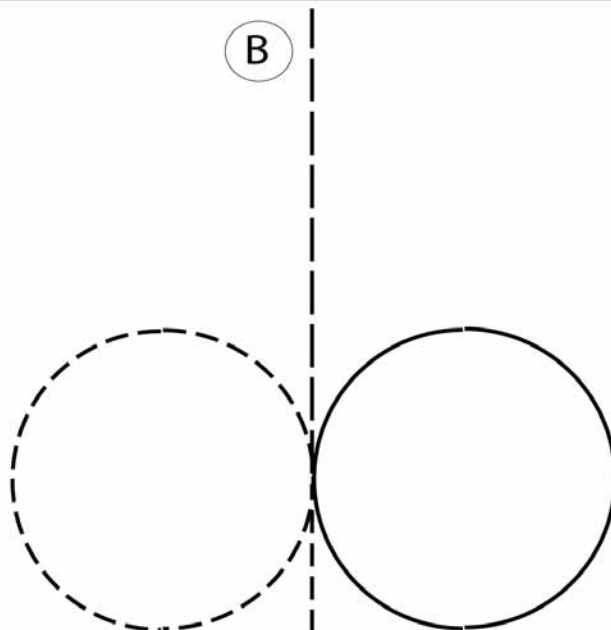
Missoula County 4-H Fair Horse Show

Green Horse (Level1)

Show Date: July 31 & August 1

w w w . H o r s e S h o w P a t t e r n s . c o m

w w w . H o r s e S h o w P a t t e r n s . c o m



Be ready at A.

1. Walk halfway to center.
2. Jog to center.
3. Lope a circle to the right.
4. Jog a circle to the left.
5. Extend the jog to B.

Pattern is over once you have passed B at the jog.

Follow the directions of your ring steward.

Walk	-----
Jog	- - - - -
Extended Jog	— — — —
Lope	————
Lead Change	— / —
Back	← — — — —
Marker	ⓑ

[WH/1-75]

Pattern Provided by:

Missoula County 4-H Horse Council

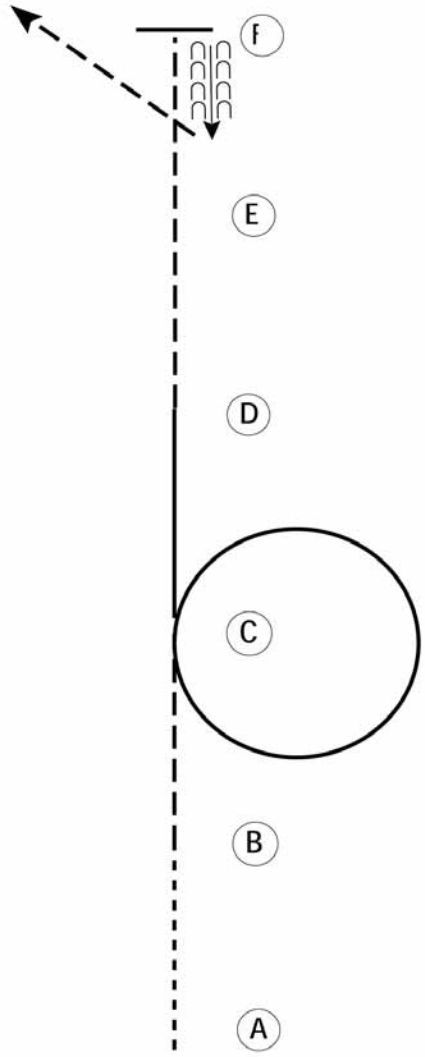
Missoula County 4-H Fair Horse Show

Green Horse (Level 1)

Show Date: July 31 & August 1

www.HorseShowPatterns.com

www.HorseShowPatterns.com



1. Walk A to B.
2. Jog B to C.
3. At C lope a circle to the right.
4. Continue on the right lead to D.
5. Jog from D past E and to F.
6. At F stop and back approximately one horse length.
7. Jog to the exit.

Follow the instructions of your ring steward.

Walk	-----
Jog	- - - - -
Extended Jog	- - - - -
Lope	—————
Leg Yield	
Lead Change	— / —
Back	← c c c c c
Marker	(B)
Sidepass	← - - - - - →

[WH/1-58]

Pattern Provided by:

Missoula County 4-H Horse Council