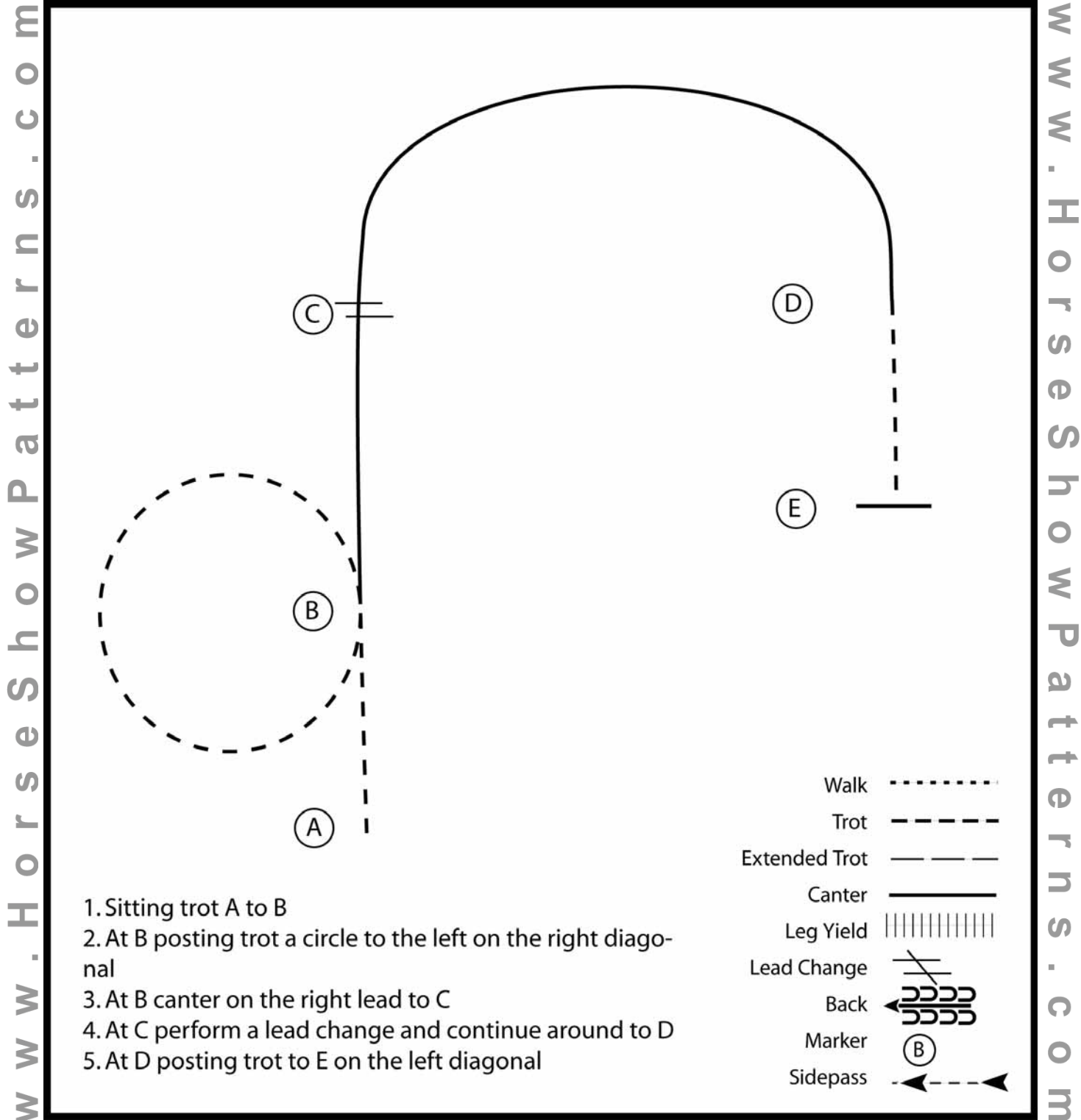


Missoula County 4-H Fair Horse Show

English Horsemanship (Level 6)

Show Date: July 31 & August 1



1. Sitting trot A to B
2. At B posting trot a circle to the left on the right diagonal
3. At B canter on the right lead to C
4. At C perform a lead change and continue around to D
5. At D posting trot to E on the left diagonal

Walk
Trot	-----
Extended Trot	-----
Canter	—————
Leg Yield	
Lead Change	↙↘
Back	←←←←←
Marker	(B)
Sidepass	←-----→

[HSE/2-18]

Pattern Provided by:

Missoula County 4-H Horse Council

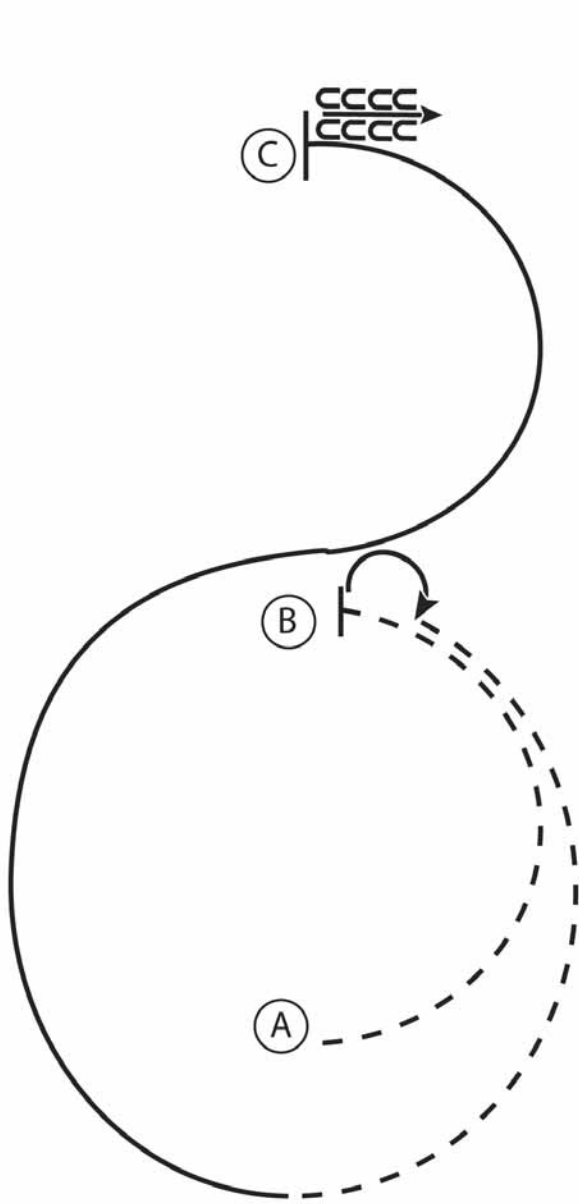
Missoula County 4-H Fair Horse Show

English Horsemanship (Level 6)

Show Date: July 31 & August 1

www.HorseShowPatterns.com

www.HorseShowPatterns.com



1. Posting trot half circle A to B
2. At B stop and perform a 180 degree turn to the right on the forehand
3. Posting trot half circle B to A
4. At A canter a half circle to B on the left lead
5. At B maintain the left lead in a half circle to C
6. At C stop and back 4 steps

Walk
Trot	- - - - -
Extended Trot	— — — — —
Canter	—————
Leg Yield	
Lead Change	↙ ↘
Back	← ← ← ← ←
Marker	⊙
Sidepass	← — — — — ←

[HSE/2-7]

Pattern Provided by:

Missoula County 4-H Horse Council

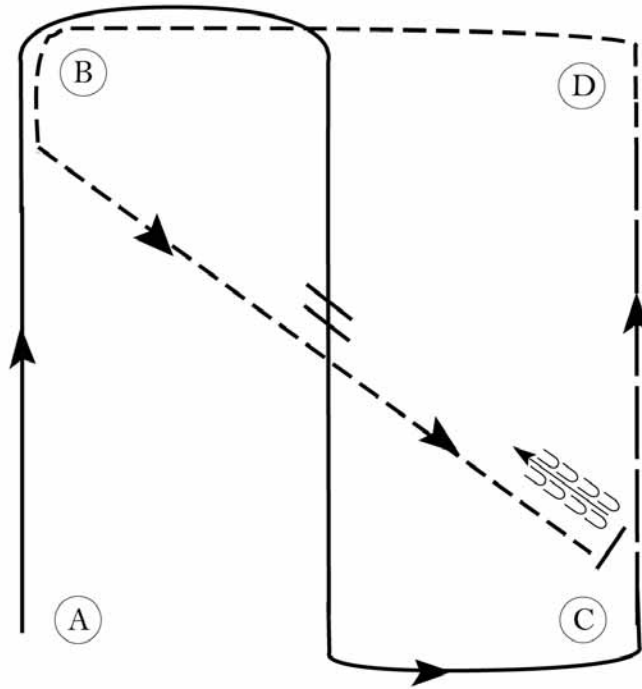
Missoula County 4-H Fair Horse Show

English Horsemanship (Level 6)

Show Date: July 31 & August 1

www.HorseShowPatterns.com

www.HorseShowPatterns.com



Be ready at A.

1. Canter on the right lead to and around B.
2. Halfway between B and C, change leads.
3. Canter on left lead to and around C.
4. Hand gallop from C to D.
5. At D, perform a posting trot on the right diagonal.
6. At B, two point at the trot until halfway to C.
7. Sitting trot to C.
8. Stop and back one horse length at C.

Walk	-----
Trot	- - - - -
Extended Trot	— — — — —
Canter	—————
Leg Yield	
Lead Change	— / —
Back	← ← ← ← ←
Marker	Ⓚ
Sidepass	← — — — — ←
Hand Gallop	— — — — —

[HSE/3-25]

Pattern Provided by:

Missoula County 4-H Horse Council