

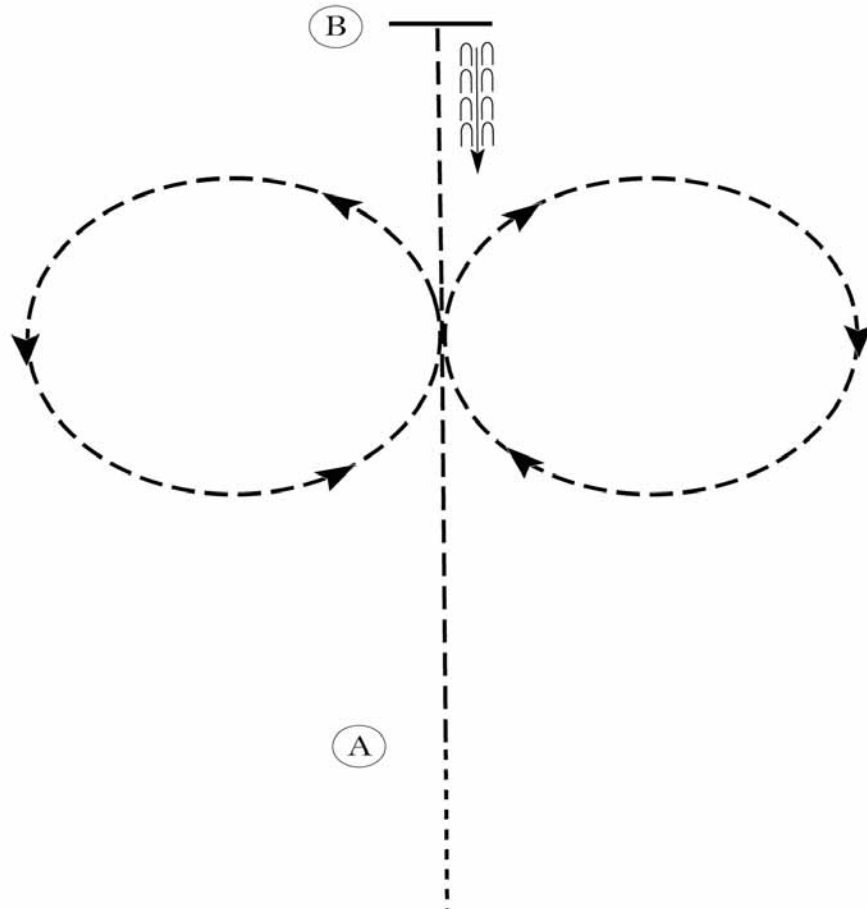
# Missoula County 4-H Fair Horse Show

## English Horsemanship (Level 1)

Show Date: July 31 & August 1

www.HorseShowPatterns.com

www.HorseShowPatterns.com



1. Walk to A.
2. At A sitting trot towards B.
3. When halfway to B posting trot circle to the right followed by a posting trot circle to the left.
4. Continue the posting trot to B.
5. At B stop and back approximately one horse length.

Walk	-----
Trot	- - - - -
Extended Trot	—————
Canter	—————
Leg Yield	
Lead Change	—/—
Back	←←←←←
Marker	(B)
Sidepass	←←←←←
Hand Gallop	—————

[HSE/WT-4]

**Pattern Provided by:**

*Missoula County 4-H Horse Council*

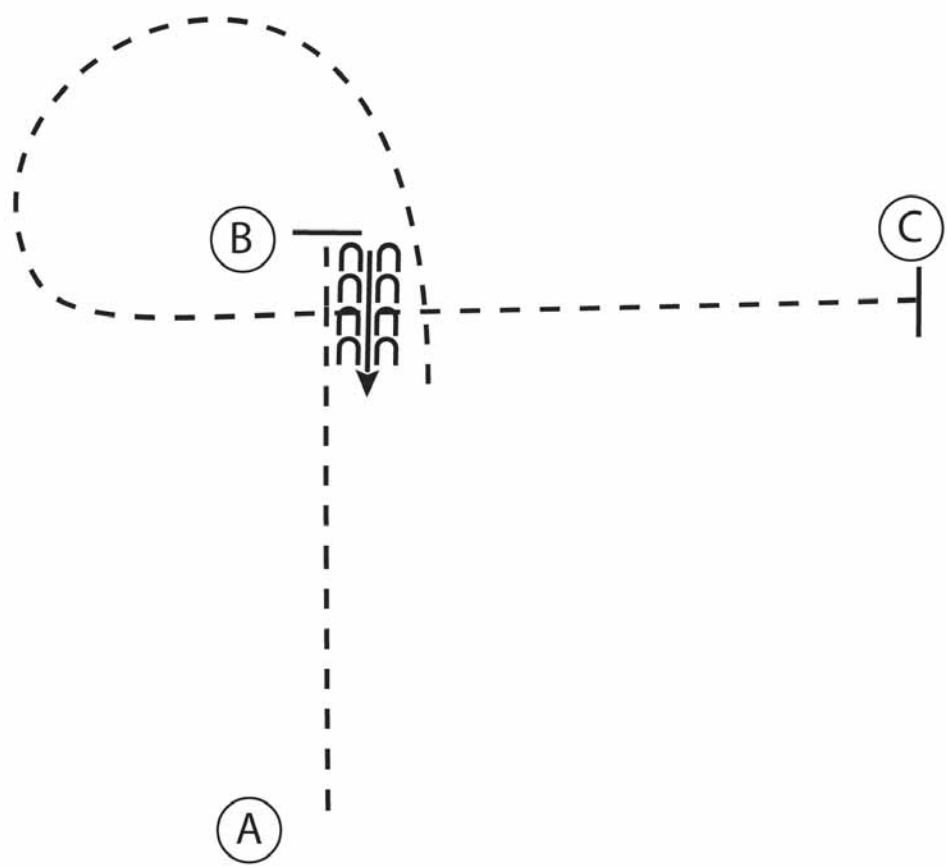
# Missoula County 4-H Fair Horse Show

## English Horsemanship (Level 1)

Show Date: July 31 & August 1

www.HorseShowPatterns.com

www.HorseShowPatterns.com



1. Trot A to B
2. At B stop and back 4 steps
3. Trot a circle around B and continue to C
4. Stop at C

Walk	.....
Trot	-----
Extended Trot	-----
Canter	—————
Leg Yield	
Lead Change	———/———
Back	← C C C C C
Marker	⊙ B
Sidepass	←-----←

[HSE/WT-2]

**Pattern Provided by:**

*Missoula County 4-H Horse Council*

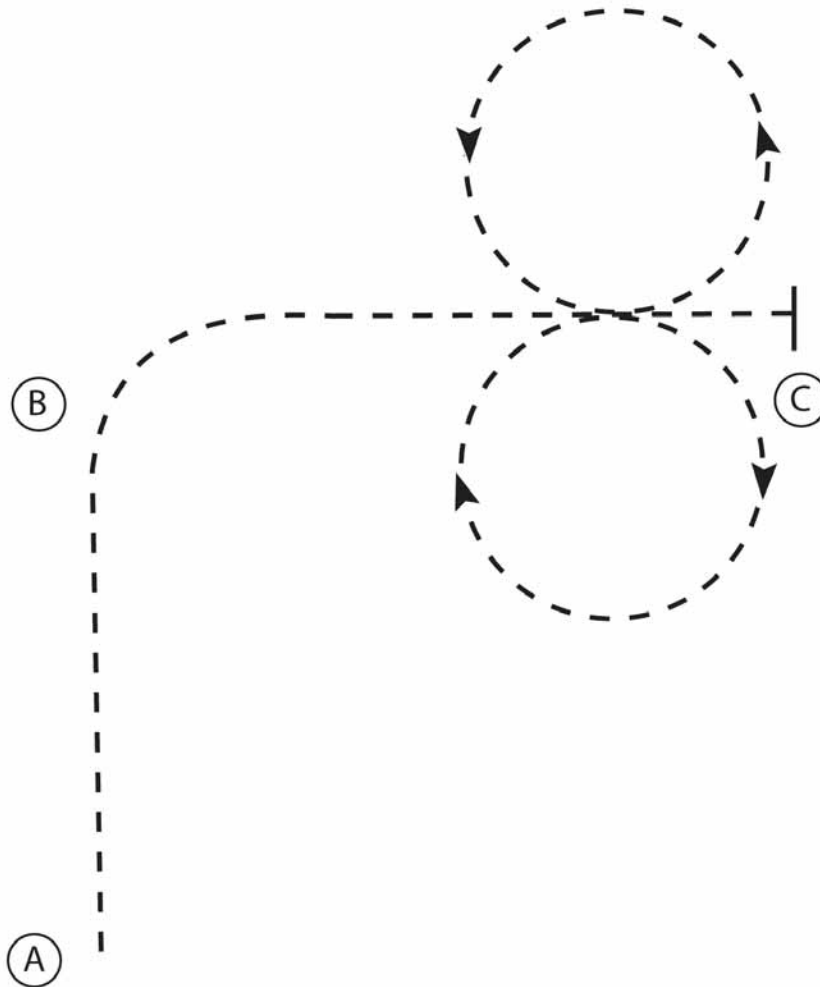
# Missoula County 4-H Fair Horse Show

## English Horsemanship (Level 1)

Show Date: July 31 & August 1

w w w . H o r s e S h o w P a t t e r n s . c o m

w w w . H o r s e S h o w P a t t e r n s . c o m



1. Sitting trot A to B
2. At B posting trot towards C
3. Before C posting trot circle to the right followed by a posting trot circle to the left, continue to C
4. Stop at C

Walk	.....
Trot	-----
Extended Trot	-----
Canter	—————
Leg Yield	
Lead Change	↘
Back	←←←←←
Marker	⊙ B
Sidepass	←-----←

[HSE/WT-7]

**Pattern Provided by:**

*Missoula County 4-H Horse Council*