

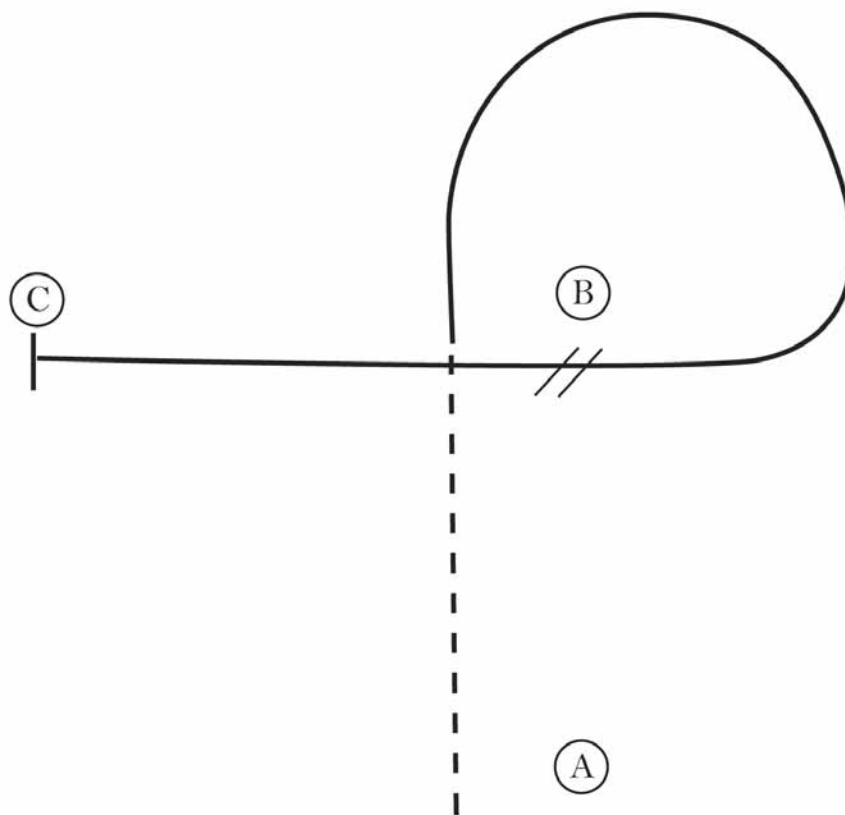
# Missoula County 4-H Fair Horse Show

## Colt to Maturity (5 Year Old)

Show Date: July 31 & August 1

w w w . H o r s e S h o w P a t t e r n s . c o m

w w w . H o r s e S h o w P a t t e r n s . c o m



1. Jog A to B
2. At B lope a circle around B on the right lead
3. Perform a flying lead change at B
4. Continue at the lope on the left lead to C
5. Stop at C

Walk	.....
Jog	-----
Extended Jog	-----
Lope	—————
Leg Yield	
Lead Change	↘
Back	←←←←←
Marker	⊙ B
Sidepass	←←←←←

[WH/1-5]

**Pattern Provided by:**

*Missoula County 4-H Horse Council*

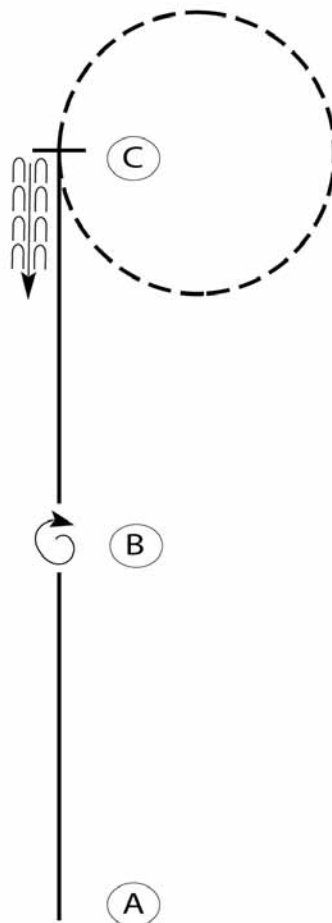
# Missoula County 4-H Fair Horse Show

## Colt to Maturity (5 Year Old)

Show Date: July 31 & August 1

w w w . H o r s e S h o w P a t t e r n s . c o m

w w w . H o r s e S h o w P a t t e r n s . c o m



Be ready at A.

1. Lope on the left lead from A to B.
2. Stop at B and perform a 360 degree turn to the right.
3. Lope on the right lead to C.
4. Even with C, break to a jog and jog a circle to the right.
5. Stop at C and back one horse length

Retire to the rail or line up at a jog.

Walk	-----
Jog	-----
Extended Jog	-----
Lope	-----
Leg Yield	
Lead Change	-----
Back	←←←←←
Marker	ⓑ
Sidepass	←-----→

[WH/3-20]

Pattern Provided by:

Missoula County 4-H Horse Council

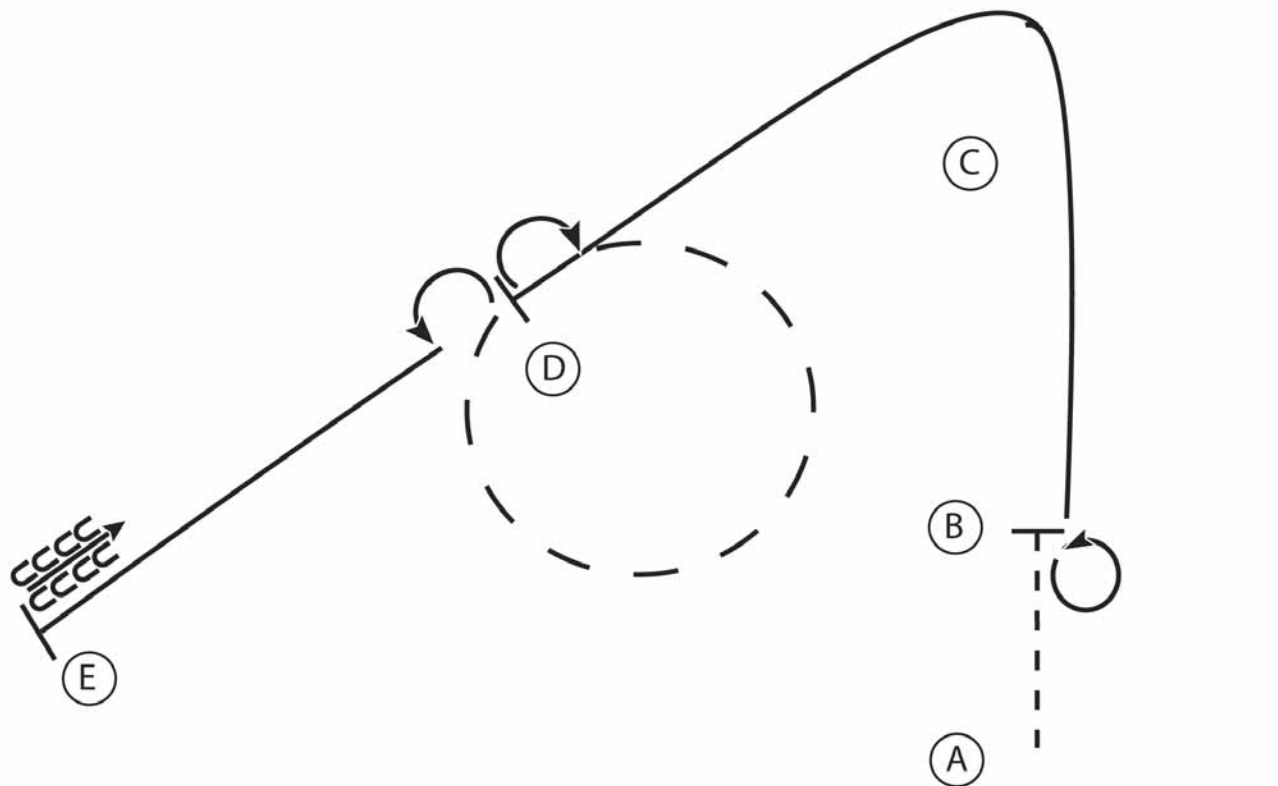
# Missoula County 4-H Fair Horse Show

## Colt to Maturity (5 Year Old)

Show Date: July 31 & August 1

www.HorseShowPatterns.com

www.HorseShowPatterns.com



1. Jog A to B
2. Stop at B and perform a 360 degree turn to the left
3. Lope on the right lead around C to D
4. Stop at D and perform a 180 degree turn to the right
5. Extend the jog in a circle around D
6. Stop D and perform a 180 degree turn to the left
7. Lope on the left lead to E
8. Stop at E and back 4 steps

Walk	.....
Jog	-----
Extended Jog	-----
Lope	—————
Leg Yield	
Lead Change	↙ ↘
Back	←←←←
Marker	(B)
Sidepass	←←←←

[WH/3-16]

**Pattern Provided by:**

*Missoula County 4-H Horse Council*