

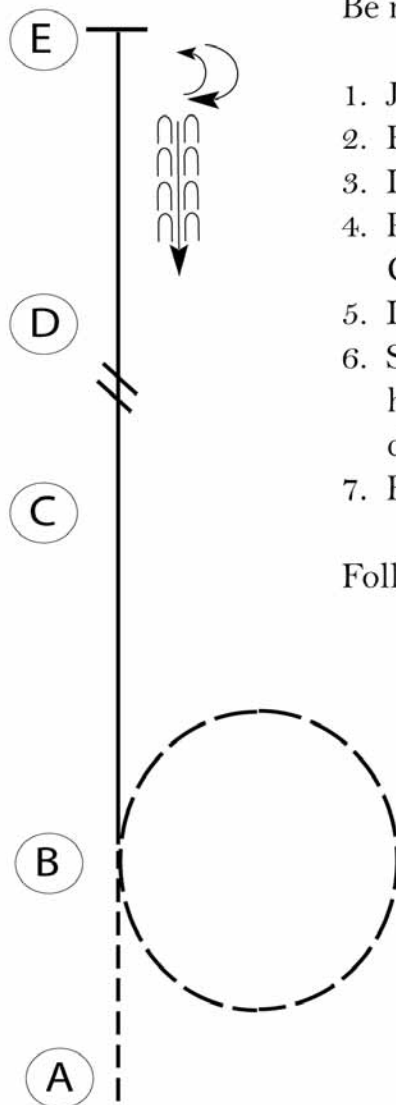
Missoula County 4-H Fair Horse Show

Colt to Maturity (4 Year Old)

Show Date: July 31 & August 1

www.HorseShowPatterns.com

www.HorseShowPatterns.com



Be ready at A.

1. Jog to B.
2. Extended jog circle to the right.
3. Lope on the left lead past C.
4. Perform a simple lead change halfway between C and D.
5. Lope on the right lead to E.
6. Stop at E and perform a 180 degree hindquarter turn to the right followed by a 180 degree hindquarter turn to the left.
7. Back approximately one horse length.

Follow the instructions of your ring steward.

Walk	-----
Jog	-----
Extended Jog	-----
Lope	-----
Lead Change	
Back	
Marker	(B)

[WH/3-22]

Pattern Provided by:

Missoula County 4-H Horse Council

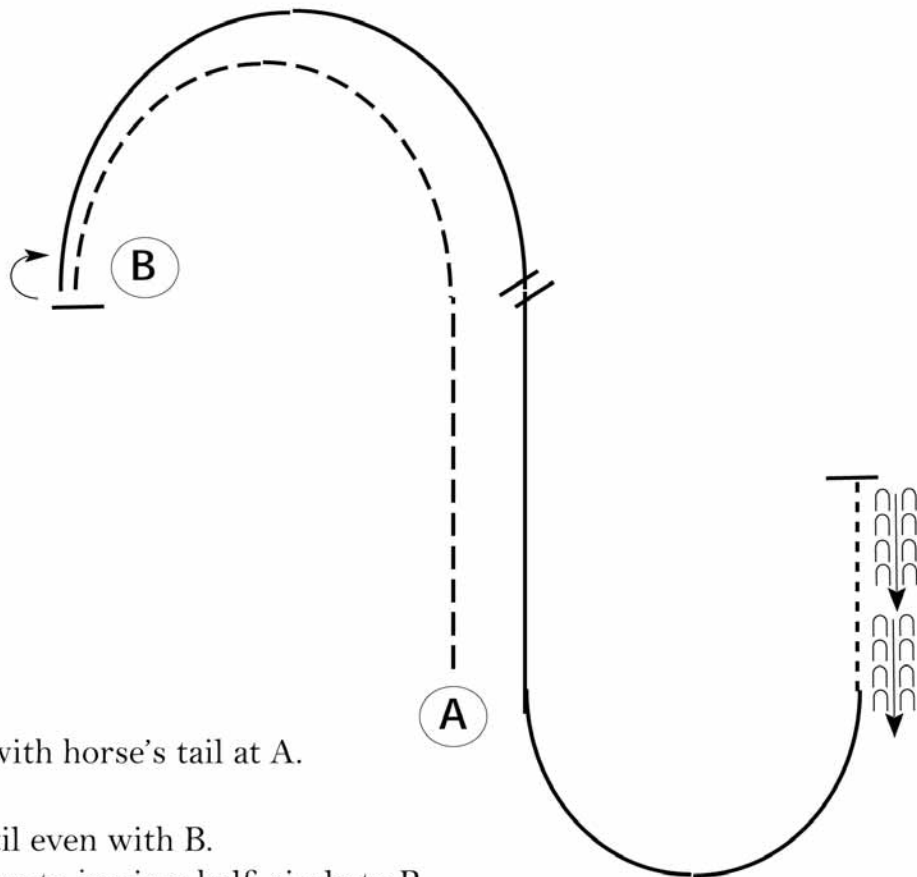
Missoula County 4-H Fair Horse Show

Colt to Maturity (4 Year Old)

Show Date: July 31 & August 1

w w w . H o r s e S h o w P a t t e r n s . c o m

w w w . H o r s e S h o w P a t t e r n s . c o m



Be ready with horse's tail at A.

1. Jog until even with B.
2. Continue to jog in a half circle to B.
3. Stop and perform a 180 degree turn to right.
4. Lope on the right lead in a half circle until even with B.
5. Perform a simple lead change.
6. Lope on the left lead to A and in a half circle until even with A.
7. Walk approximately 2 horse lengths.
8. Stop and back approximately 2 horse lengths.

Walk	-----
Jog	- . - . - .
Extended Jog	— — — —
Lope	— / — / — /
Lead Change	— / — / — / X
Back	← — — — — —
Marker	(B)

Follow the instructions of your ring steward.

[WH/1-87]

Pattern Provided by:

Missoula County 4-H Horse Council

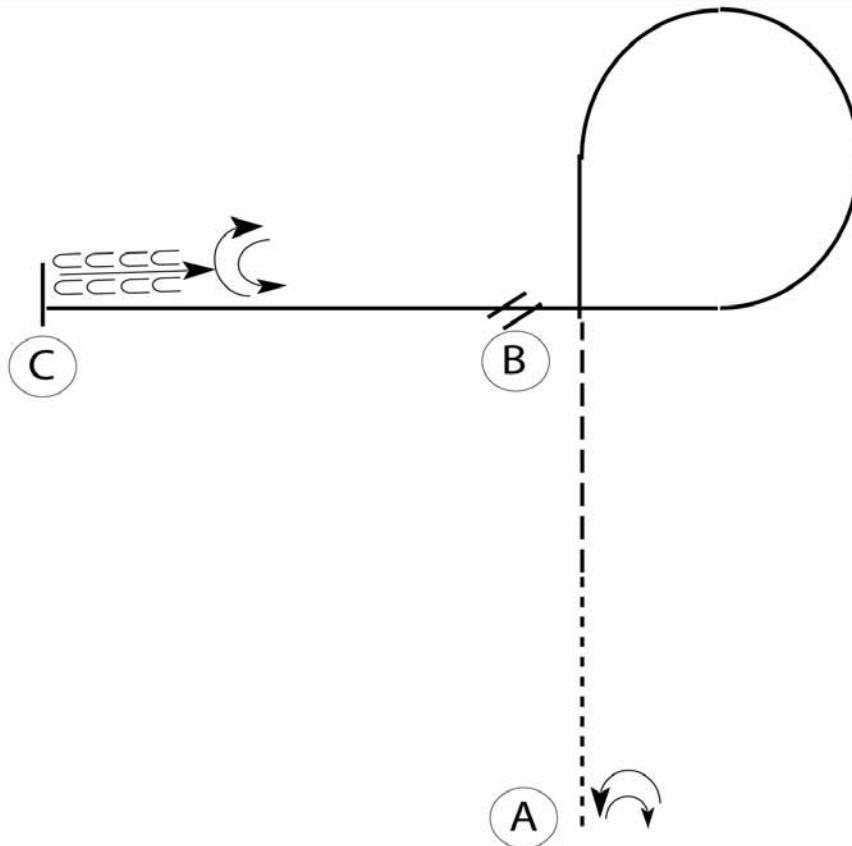
Missoula County 4-H Fair Horse Show

Colt to Maturity (4 Year Old)

Show Date: July 31 & August 1

w w w . H o r s e S h o w P a t t e r n s . c o m

w w w . H o r s e S h o w P a t t e r n s . c o m



Be ready at A.

1. Perform a 90 degree hindquarter turn right followed by a 90 degree hindquarter turn left.
2. Walk halfway to B.
3. Jog to B.
4. Lope a 3/4 circle on the right lead as shown.
5. Change leads at B.
6. Lope on the left lead to C.
7. Stop at C and back approximately one horse length.
8. Perform a 90 degree forehand turn left followed by a 90 degree forehand turn right.

Follow the instructions of your ring steward.

Walk	-----
Jog	-----
Extended Jog	-----
Lope	-----
Lead Change	
Back	
Marker	(B)

[WH/2-25]

Pattern Provided by:

Missoula County 4-H Horse Council